



Sectorwatch: Healthcare & Life Sciences Management Consulting

Q4 2019

Healthcare & Life Sciences Management Consulting

Q4 2019

Sector Dashboard [4]

Public Basket Performance [5]

Operational Metrics [7]

Valuation Comparison [10]

Recent Deals [12]

Overview

7MA provides Investment Banking & Advisory Services to the Business Services and Technology Industries globally. We advise on M&A and private capital transactions, and provide market assessments and benchmarking. As a close knit team with a long history together and a laser focus on our target markets, we help our clients sell their companies, raise capital, grow through acquisitions, and evaluate new markets. We publish our sectorwatch, a review of M&A and operational trends in the industries we focus.

Dashboard

- Summary metrics on the sector
- Commentary on market momentum by comparing the most recent 12-month performance against the last 3-year averages.



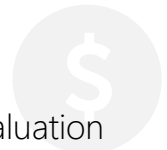
Public Basket Performance

- Summary valuation and operating metrics for a basket of comparable public companies



Valuation Comparison

- Graphical, detailed comparison of valuation multiples for the public basket



Recent Deals

- The most recently announced deals in the sector



Dashboard



Revenue Growth Momentum

↑4.1%

One year revenue growth percentage compared to revenue growth average percentage for last 3 years.

Current revenue growth rate exceeds the average of the last 3 years by this amount, indicating that market momentum is increasing.

Pricing / Gross Margin Momentum

↑1.2%

One year gross profit percentage compared to gross profit percentage average for last 3 years.

Current gross profit margin slightly exceeds the average of the last 3 years gross profit margin by this amount so companies are maintaining margins.

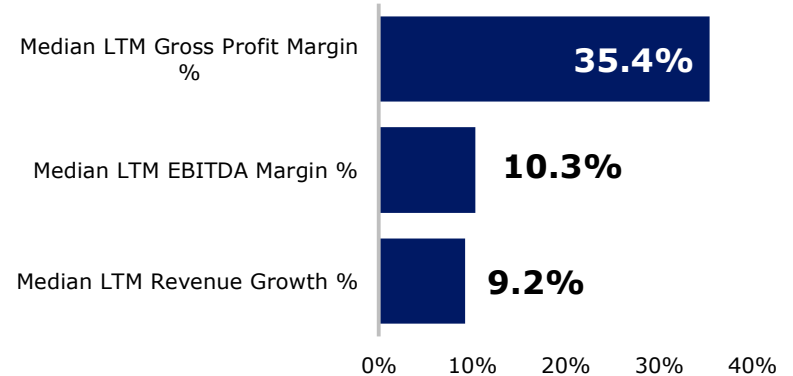
Profitability

↓-1.5%

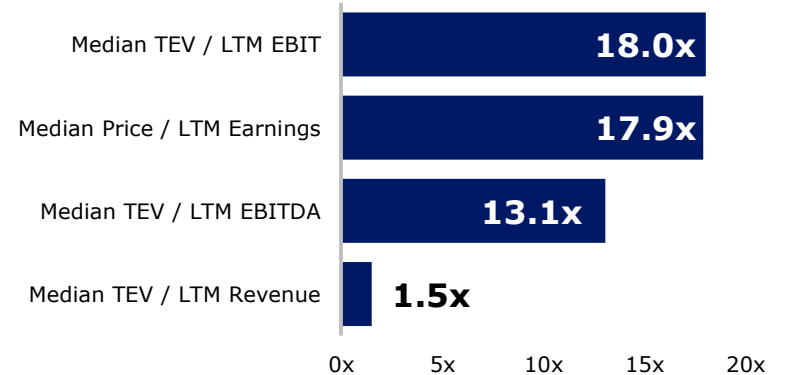
One year EBITDA percentage compared to EBITDA percentage average for last 3 years.

Current EBITDA margin is a bit less than the average of the last 3 years, consistent with the contraction in gross margin.

Operating Metrics



Valuation



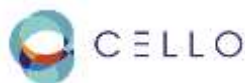
Public Basket



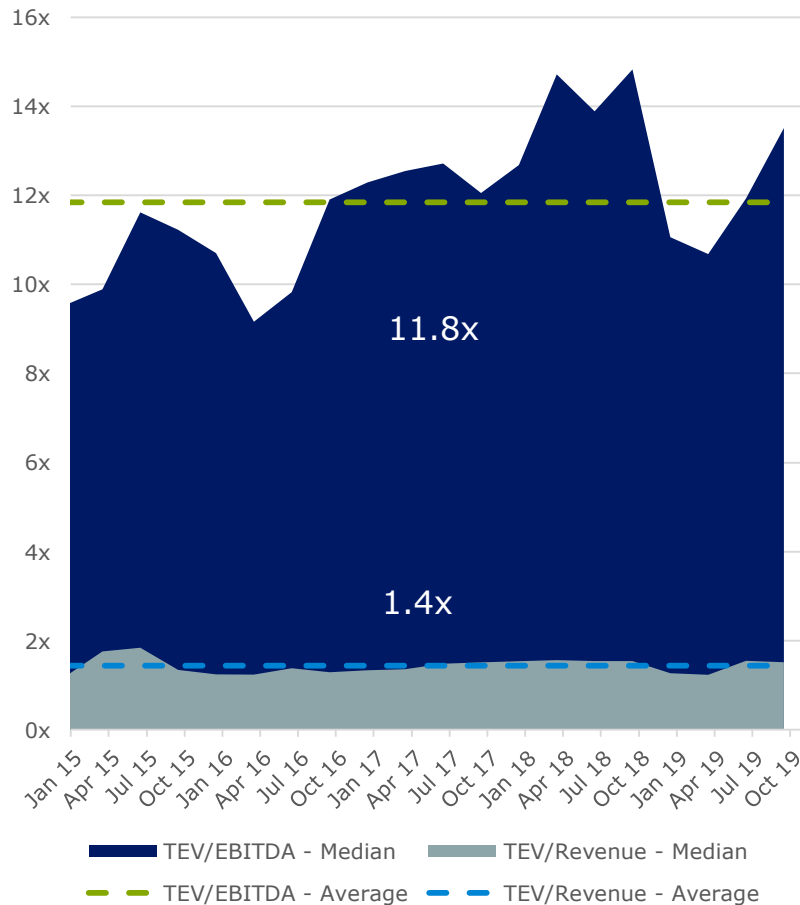
Company	TEV \$m	LTM Rev \$m	Rev Growth YoY	GP %	EBITDA %	TEV / Rev X	TEV / EBITDA X	# FTEs	Rev / FTE \$k
Accenture plc	110,953	43,215	9%	31%	17%	2.6	15.4	492,000	88
FTI Consulting, Inc.	4,172	2,255	13%	35%	15%	1.8	12.5	4,768	473
Allscripts Healthcare Solutions, Inc.	2,649	1,751	14%	48%	7%	1.5	22.8	9,500	184
Huron Consulting Group Inc.	1,668	829	10%	35%	12%	2.0	16.3	3,269	254
Cegedim SA	685	553	5%	45%	10%	1.3	11.8	4,374	126
CRA International, Inc.	493	429	9%	30%	9%	1.2	13.1	687	625
Cello Health plc	183	213	-1%	64%	8%	0.8	10.5	973	219

Average	17,258	7,035	9%	41%	11%	1.6	14.6	73,653	281
Median	1,668	829	9%	35%	10%	1.5	13.1	4,374	219

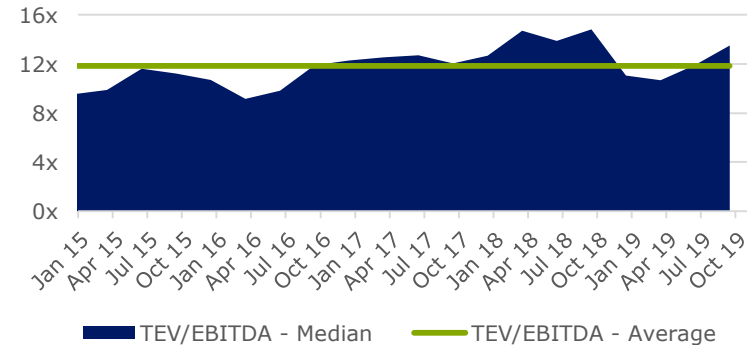
share price as of 26Oct19



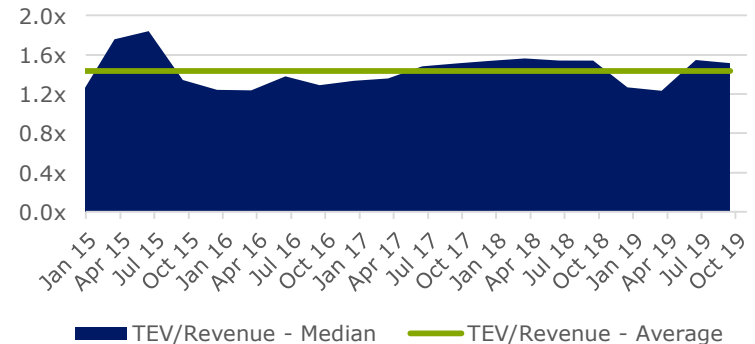
Public Basket Valuation Trends



Public EBITDA Multiples over Time



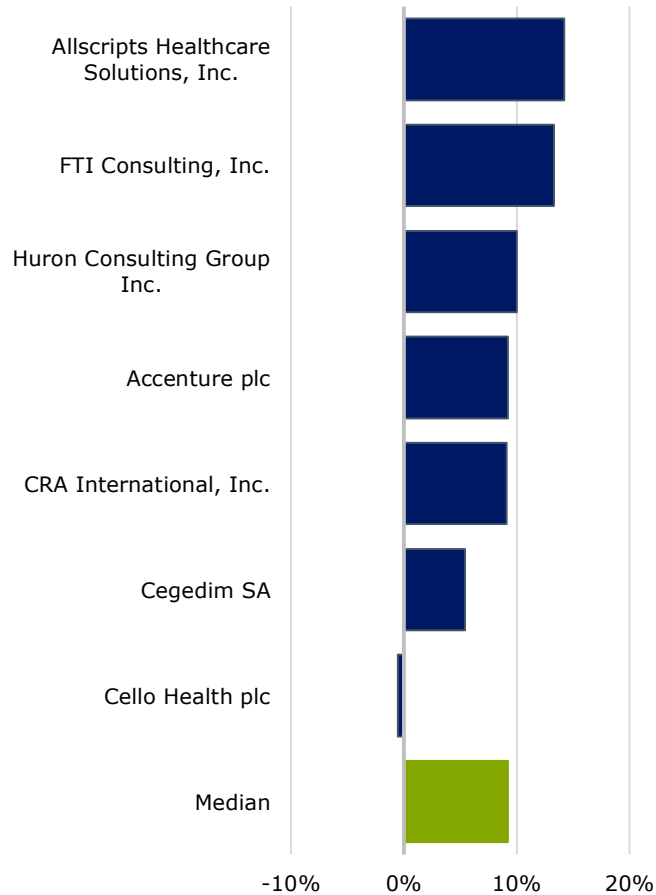
Public Revenue Multiples over Time



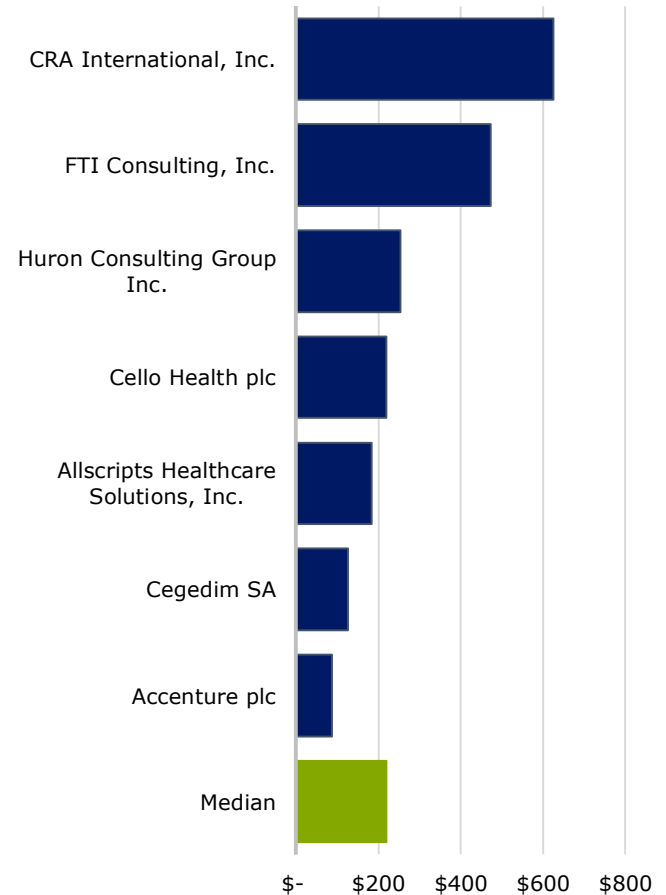
Operational Metrics



LTM Revenue Growth %



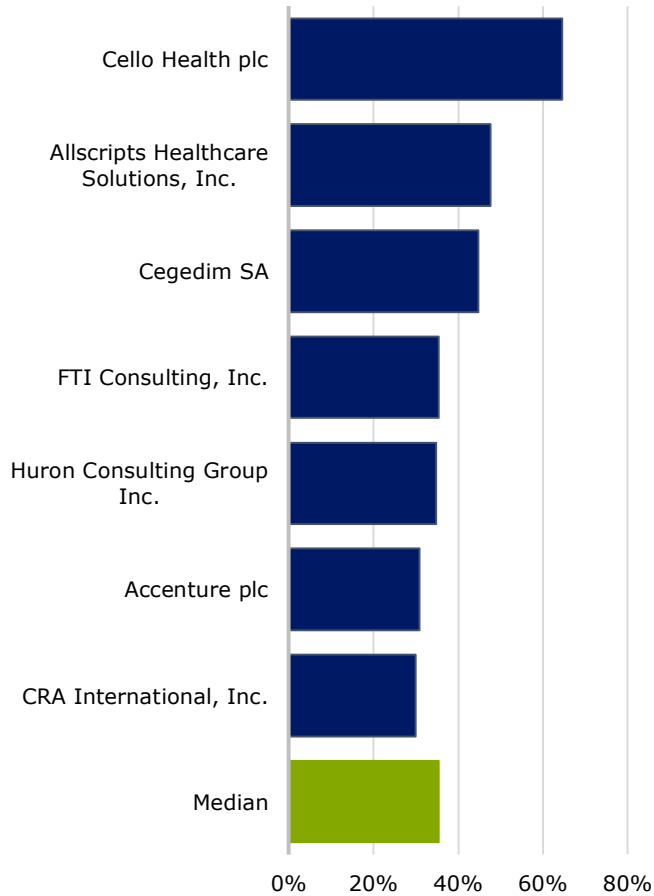
LTM Revenue per Full Time Employee x 000's



Operational Metrics



LTM Gross Profit Margin %



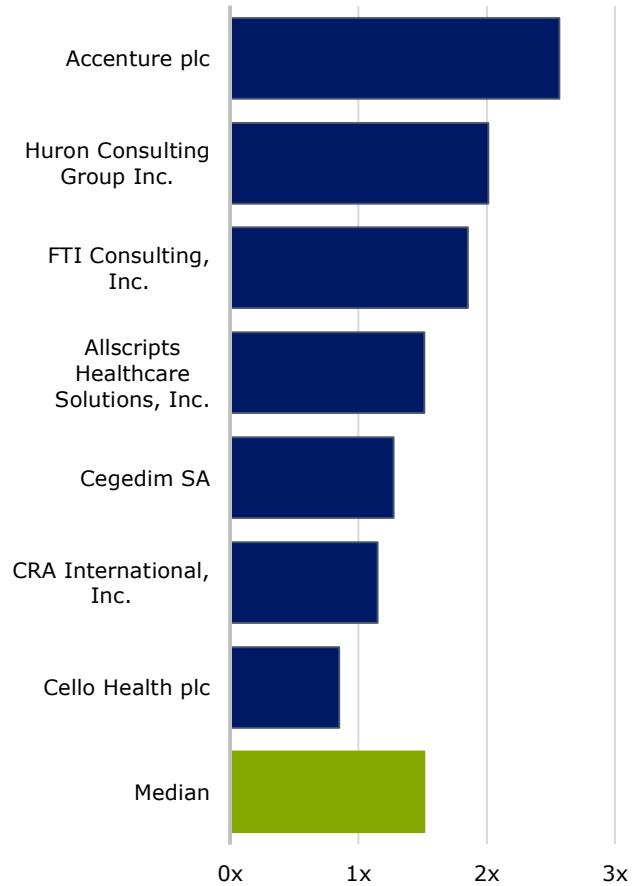
LTM EBITDA %



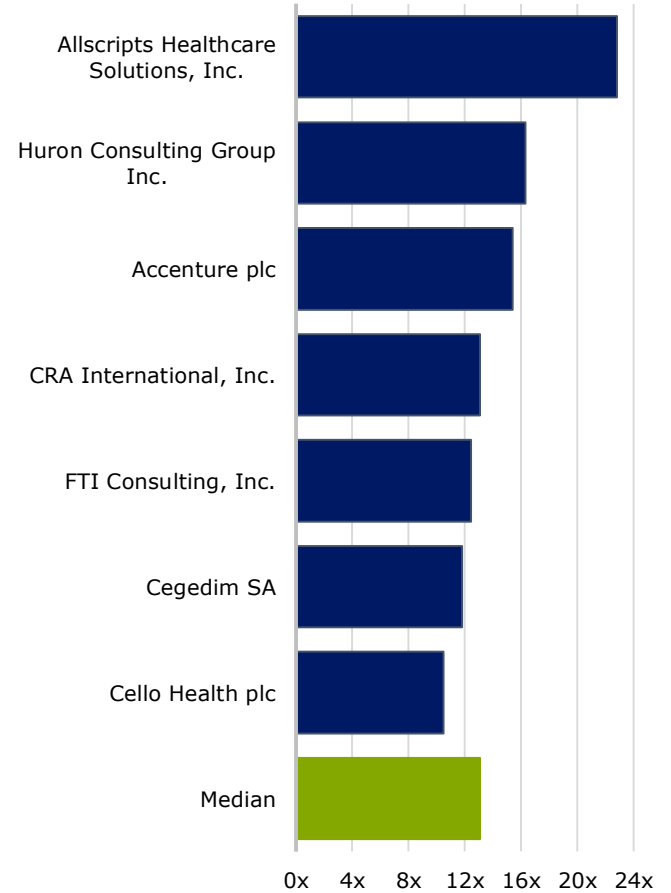
Valuation



TEV / LTM Revenue



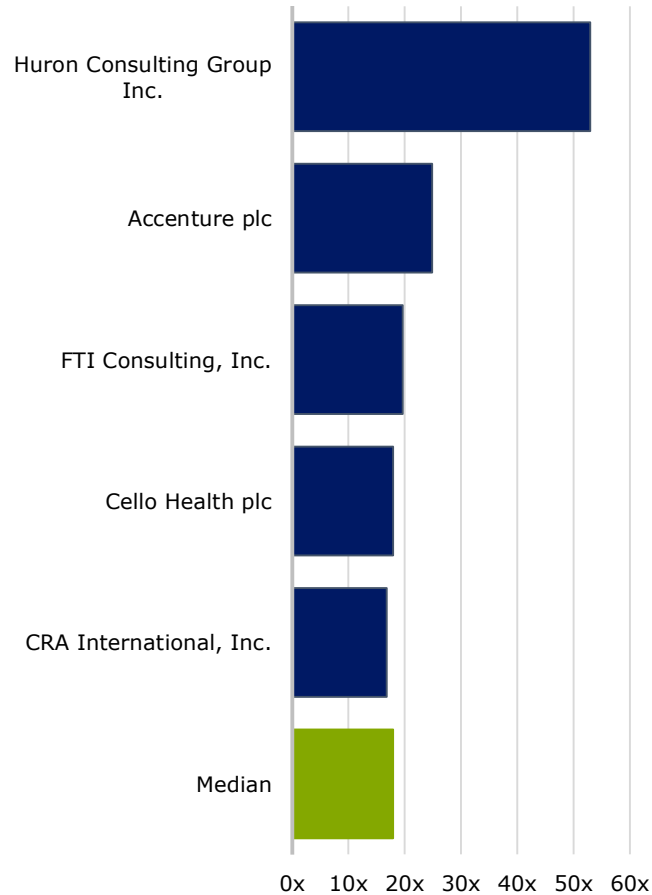
TEV / LTM EBITDA



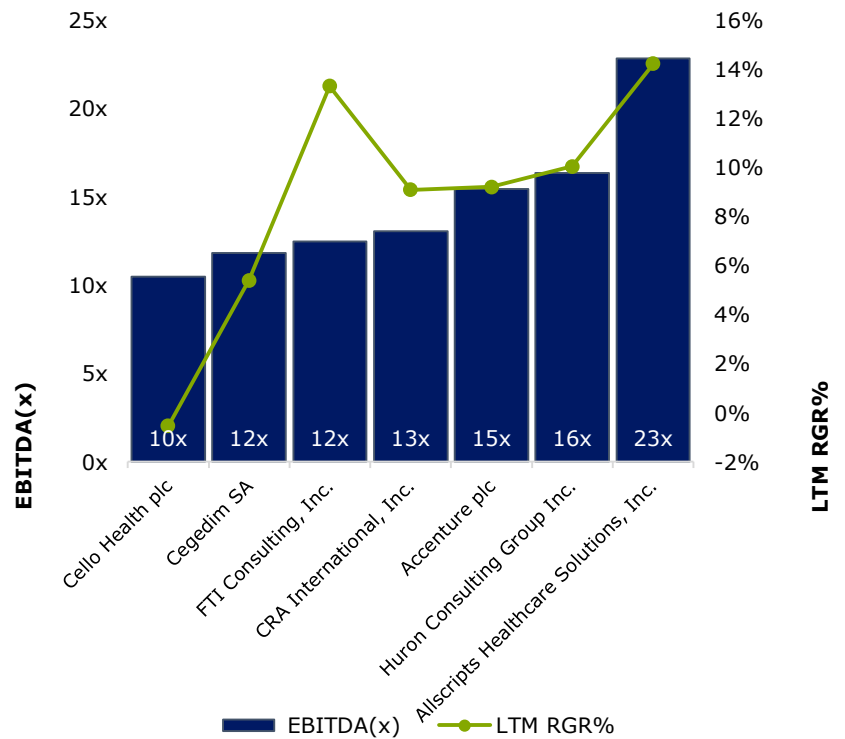
Valuation



Price / LTM Earnings



Historical Valuation Multiples versus Revenue Growth Rate



RECENT TRANSACTIONS SUMMARY

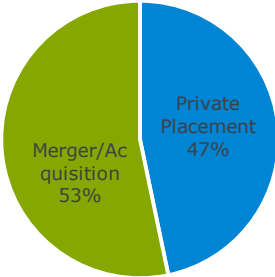
In the last twelve months there were transactions totaling \$5.7b transactions in the healthcare and life sciences management consulting sector. 7 Mile Advisors tracked 123 transactions in the sector, including 66 M&A transactions.

Merger & Acquisition Statistics

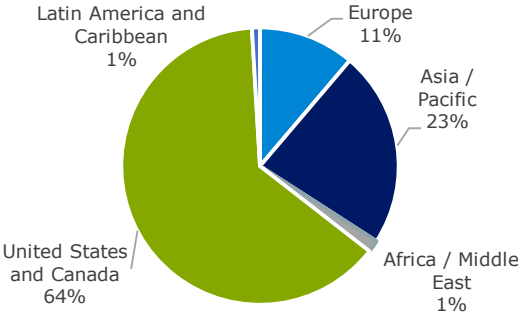
Valuation Summary

Total Deal Value(\$mm):	\$5,686.21
Average Deal Value:	\$334.48
Average TEV/Revenue:	3.73x
Average TEV/EBITDA:	16.67x
Average Day Prior Premium(%):	31.35%
Average Week Prior Premium(%):	33.32%
Average Month Prior Premium(%):	33.18%

All Transactions by Type



All Transactions by Region



Most Active Buyers/Investors by Number of Transactions

Company Name	Number Of Transactions
Da Vinci Capital Management Ltd.	2
IQVIA Holdings Inc. (NYSE:IQV)	2
Xinxing Jihua Pharmaceutical Holdings Co., Ltd.	2
22C Capital LLC	1
Advent International Corporation	1
Aier Eye Hospital Group Co., Ltd. (SZSE:300015)	1
Alper Consultoria e Corretora de Seguros S.A. (BOVESPA:APER3)	1
Apervita, Inc.	1
Artis Capital Management, L.P.	1
Ashfield Healthcare Communications Ltd	1

Most Active Buyers/Investors by Total Transaction Size

Company Name	Transaction Size (\$mm)
DXC Technology Company (NYSE:DXC)	2,072.15
Guidehouse LLP	1,234.01
Industrial Scientific Corporation	570.0
Kinnevik AB (OM:KINV B)	550.0
Public Investment Fund	550.0
Vostok New Ventures Ltd (OM:VNV SDB)	550.0
Munich Re/HSB Ventures	550.0
EQT Partners AB	531.07
Intermountain Healthcare, Inc.	450.0
Xinxing Jihua Pharmaceutical Holdings Co., Ltd.	296.47

Recent Transactions



<u>Date</u>	<u>Target</u>	<u>Buyer / Investor</u>	<u>Total Transaction Value</u>	<u>Target Revenue</u>	<u>TEV / Revenue</u>	<u>TEV / EBITDA</u>
23Oct19	Avia Health Innovation	Sumitomo Corporation of Americas; First Trust Capital Partners LLC; B.C. Ziegler and Company, Investment Arm	22.00	-	-	-
13Oct19	Remedy Chicago Inc.	The Motion Agency	-	-	-	-
11Oct19	Lynx Product Group, LLC	Chalmers Group	-	-	-	-
11Oct19	Q BioMed Inc.	Yorkville Advisors Global LP; YA II PN, LTD.	0.75	-	-	-
10Oct19	Arcus Global Media, LLC	W2O Group	-	-	-	-
9Oct19	Rapid Dose Therapeutics Corp.	-	-	0.01	-	-
9Oct19	Hamilton & Co.	Schjodt	-	-	-	-
30Oct19	salesforce.com, inc.	-	124.77	14,729.00	-	-
20Oct19	Definitive Healthcare, LLC	22C Capital LLC	-	-	-	-
20Oct19	Brio Bliss Life Sciences Pvt. Ltd./Nutri Synapzz Therapeutix Pvt. Ltd.	Shield Healthcare Pvt. Ltd.	-	-	-	-
20Oct19	Orikami B.V.	Healthy Capital Management B.V.	0.66	-	-	-
10Oct19	Silicus Technologies, LLC	Infogain Corporation	-	-	-	-
30Sep19	ECG Management Consultants, Inc.	Siemens Medical Solutions USA, Inc.	-	100.00	-	-
30Sep19	Aptus Health, Inc.	WebMD Health Corp.	-	-	-	-
30Sep19	CBIZ, Inc.	P2 Capital Partners, LLC	-	-	-	-
26Sep19	eMids Technologies Inc.	New Mountain Capital, L.L.C	-	-	-	-
26Sep19	AMN Healthcare, Inc.	-	300.00	-	-	-
24Sep19	Thermo Fisher Scientific Inc.	-	982.71	24,868.00	-	-
19Sep19	Shanghai Fosun Pharmaceutical (Group) Co., Ltd.	Shanghai Fosun High Technology (Group) Co., Ltd.	3.20	3,837.88	-	-
12Sep19	Waters Corporation	-	500.00	2,406.06	-	-
10Sep19	PerkinElmer, Inc.	-	847.20	2,801.92	-	-
9Sep19	Healthway Medical Corporation Limited	-	-	80.29	-	-
5Sep19	Inventure LLC	-	-	-	-	-
3Sep19	Box, Inc.	Starboard Value LP	-	-	-	-
29Aug19	LEOCLAN Co.,Ltd.	-	10.60	-	-	-
28Aug19	ThoughtSpot, Inc.	Silver Lake; Sapphire Ventures LLC; Lightspeed Venture Partners; Silver Lake Waterman; Geodesic Capital	248.00	-	-	-
28Aug19	Computer Task Group, Incorporated	Wax Asset Management, LLC	-	-	-	-

CONTACT INFO

7MA provides Investment Banking & Advisory Services to the Business Services and Technology Industries globally. We advise on M&A and private capital transactions and provide market assessments and benchmarking. As a close-knit team with a long history together and a laser focus on our target markets, we help our clients sell their companies, raise capital, grow through acquisitions, and evaluate new markets. Securities offered through 7M Securities LLC.

Leroy Davis, Partner	704.899.5962	leroy@7mileadvisors.com
Tripp Davis, Partner	704.899.5762	tripp@7mileadvisors.com
Andy Johnston, Partner	704.899.5961	andy@7mileadvisors.com
Ben Lunka, Managing Director	704.496.2995	ben@7mileadvisors.com
Jeff Stoecklein, Managing Director	312.796.9330	jeff@7mileadvisors.com
Mark Landry, Managing Director	561.972.0609	mark@7mileadvisors.com
Kristina Sergueeva, Director	704.899.5149	kristina@7mileadvisors.com
Neil Churman, Director	281.742.9340	neil@7mileadvisors.com
John Cooper, Director	704.973.3996	john@7mileadvisors.com
Tim Frye, Director	704.973.3994	tim@7mileadvisors.com
Ben Garber, Vice President	412.626.7898	ben.garber@7mileadvisors.com
Nicholas Prendergast, Financial Analyst	704.973.3995	nicholas@7mileadvisors.com
Ariail Siggins, Marketing Director	704.981.2908	ariail@7mileadvisors.com
Emily Halstenberg, Marketing & Sales Coordinator	704.409.9912	emily@7mileadvisors.com
Sydney Larese, Associate	704.973.3998	sydney@7mileadvisors.com
Marty Johnson, Associate	704.973.3999	marty@7mileadvisors.com
Rory Julyan, Associate	704.981.2520	rory@7mileadvisors.com
Garth Martin, Associate	704.973.3997	garth.martin@7mileadvisors.com
Dennis Fox, Associate	704.706.9168	dennis@7mileadvisors.com
Steve Buffington, Associate	704.960.1828	steve@7mileadvisors.com