

SECTORWATCH:

Water Treatment Services & Technology

March 2018

7 MILE 
ADVISORS

SECTORWATCH:

Water Treatment Services & Technology

March 2018

- Sector Dashboard
- Public Basket Performance
- Operational Metrics
- Valuation Comparison
- Recent Deals
- Appendix

7 MILE
ADVISORS

7 Mile Advisors appreciates the opportunity to present this confidential information to the Company. This document is meant to be delivered only in conjunction with a verbal presentation, and is not authorized for distribution. Please see the Confidentiality Notice & Disclaimer at the end of the document. All data cited in this document was believed to be accurate at the time of authorship and came from publicly available sources. Neither 7 Mile Advisors nor 7M Securities make warranties or representations as to the accuracy or completeness of third-party data contained herein. This document should be treated as confidential and for the use of the intended recipient only. Please notify 7 Mile Advisors if it was distributed in error.



OVERVIEW



Dashboard

summary metrics on the sector, with commentary on market momentum by comparing the most recent 12-month performance against the last 3-year averages



Public Basket Performance

summary valuation and operating metrics for a basket of comparable public companies



Valuation Comparison

a more graphical, detailed comparison of valuation multiples for the public basket



Recent Deals

the most recently announced sector deals

About Us

7MA provides Investment Banking & Advisory Services to the Business Services and Technology Industries globally.

We advise on M&A and private capital transactions, and provide market assessments and benchmarking. As a close knit team with a long history together and a laser focus on our target markets, we help our clients sell their companies, raise capital, grow through acquisitions, and evaluate new markets.

Sectorwatch

We publish sectorwatch, a review of M&A and operational trends in the industries we focus.

Let us know if we can help

Contact us if there are ways we can assist your M&A or financing strategy.

DASHBOARD

Revenue Growth Momentum

↑0.5% 1 - year revenue growth compared to revenue growth average for last 3 years

Current revenue growth rate exceeds the average of the last 3 years by this amount, indicating that market momentum is increasing

Pricing / Gross Margin Momentum

↑1.1% 1 - year gross profit % compared to gross profit % average for last 3 years

Current gross profit margin exceeds the average of the last 3 years gross profit margin by this amount, indicating supplier pricing power

Profitability Momentum

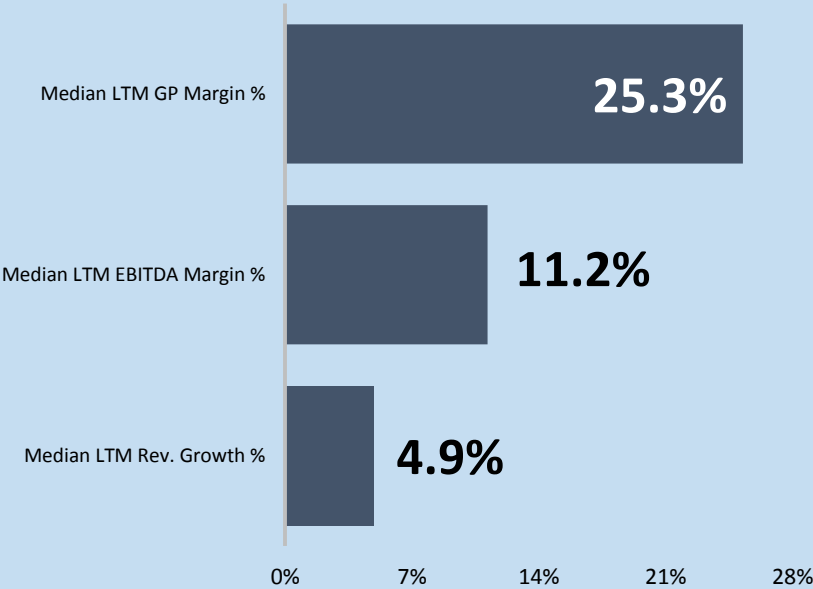
↑0.2% 1 - year EBITDA % compared to EBITDA % average for last 3 years

Current EBITDA margin exceeds the average of the last 3 years EBITDA margin by this amount, a condition that may attract new entrants

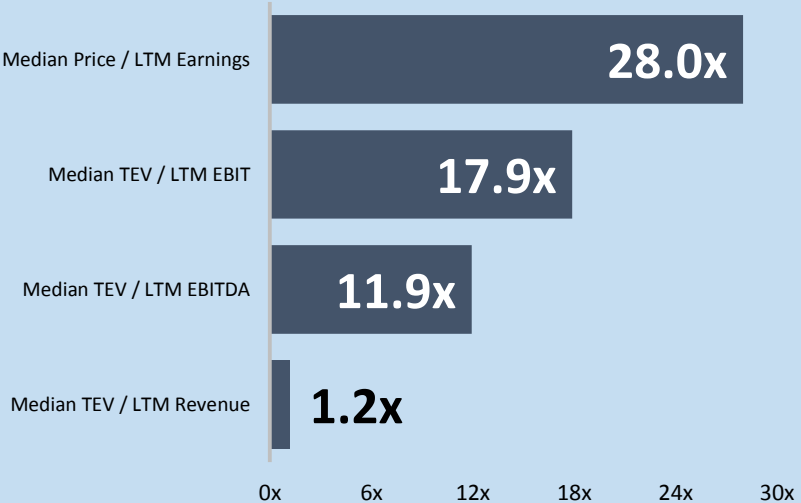
PUBLIC BASKET CONSTITUENTS

ENXTAM:ARCAD	NYSE:ACM
NasdaqGS:TTEK	NYSE:JEC
TSX:STN	ENXTPA:SEV
NYSE:AQUA	ENXTPA:VIE
NYSE:ALE	NYSE:ECL

Operating Metrics



Valuation

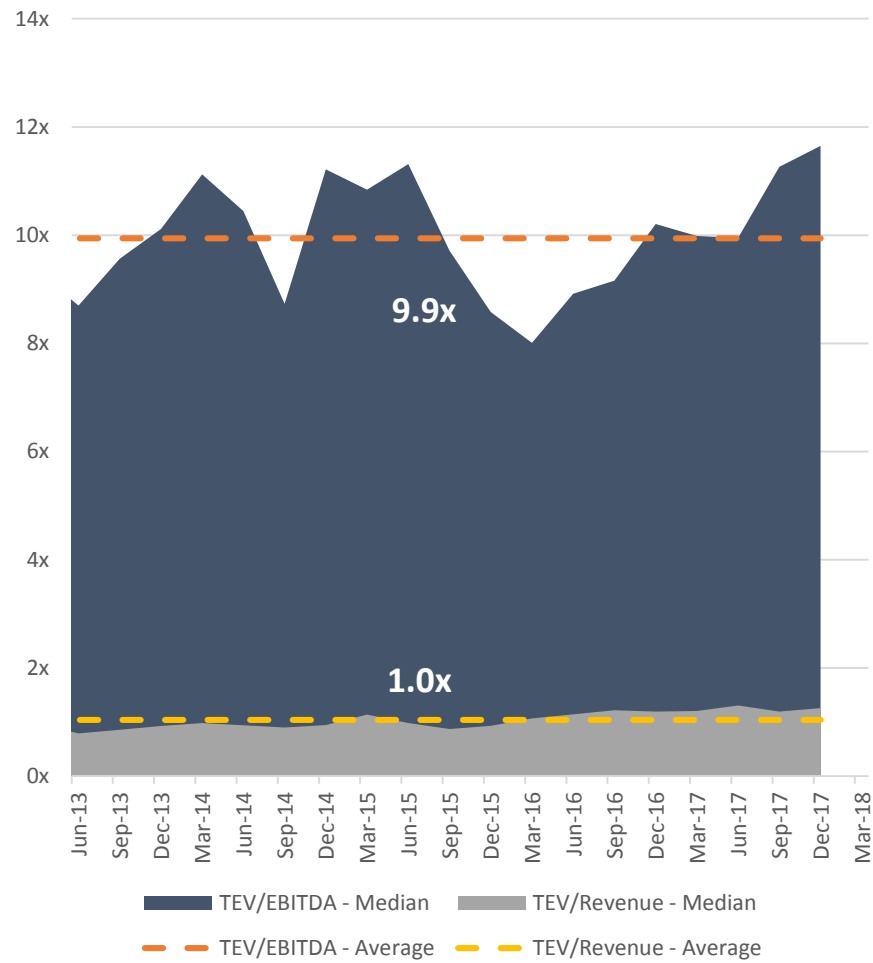


PUBLIC BASKET PERFORMANCE

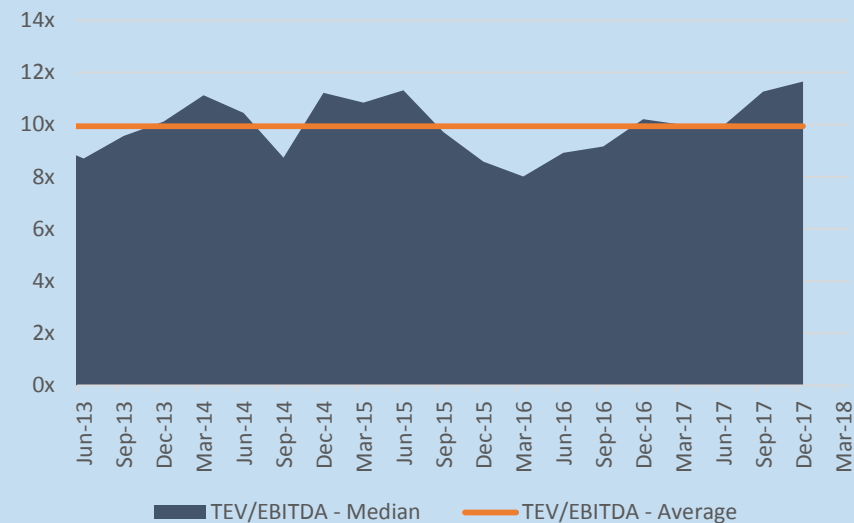
Company	TEV \$m	LTM Rev \$m	Rev Growth YoY	GP %	EBITDA %	TEV / Rev X	TEV / EBITDA X	# FTEs	Rev / FTE \$k
ARCADIS NV	2,505	3,865	-3%	18%	6%	0.6	10.9	27,000	143
Tetra Tech, Inc.	3,009	2,089	5%	18%	11%	1.4	13.2	16,000	131
Stantec Inc.	3,235	2,725	10%	53%	10%	1.2	11.9	22,000	124
Evoqua Water Technologies Corp.	3,355	1,265	10%	32%	15%	2.7	17.7	3,958	320
ALLETE, Inc.	4,913	1,419	6%	33%	27%	3.5	12.0	1,972	720
AECOM	8,885	18,756	7%	4%	4%	0.5	9.4	87,000	216
Jacobs Engineering Group Inc.	10,033	10,221	-4%	18%	6%	1.0	15.2	44,800	228
SUEZ SA	22,112	19,058	4%	55%	14%	1.1	7.5	-	NA
Veolia Environnement S.A.	23,899	30,169	3%	17%	11%	0.8	6.6	164,385	184
Ecolab Inc.	44,360	13,838	5%	47%	21%	3.2	15.0	48,400	286
Average	12,631	10,341	4%	29%	13%	1.6	11.9	41,552	261
Median	6,899	7,043	5%	25%	11%	1.2	11.9	24,500	216

share price as of 02Mar18

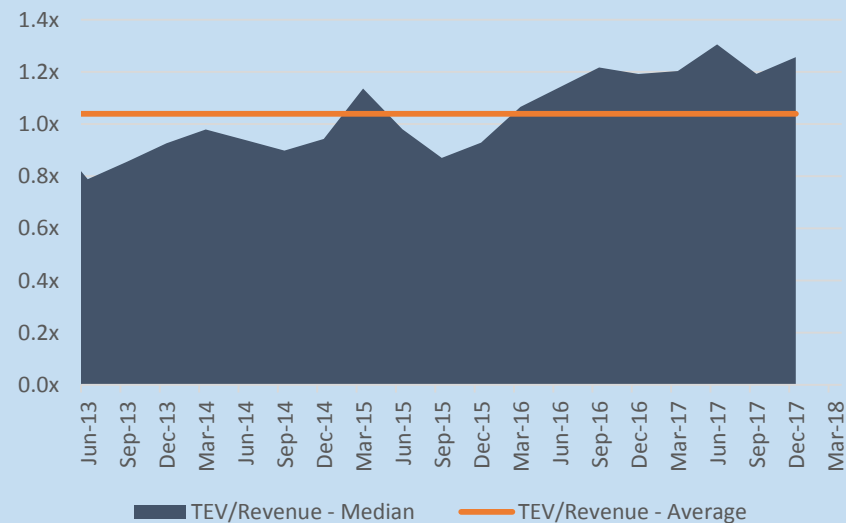
PUBLIC BASKET VALUATION TRENDS



Public EBITDA Multiples Over Time



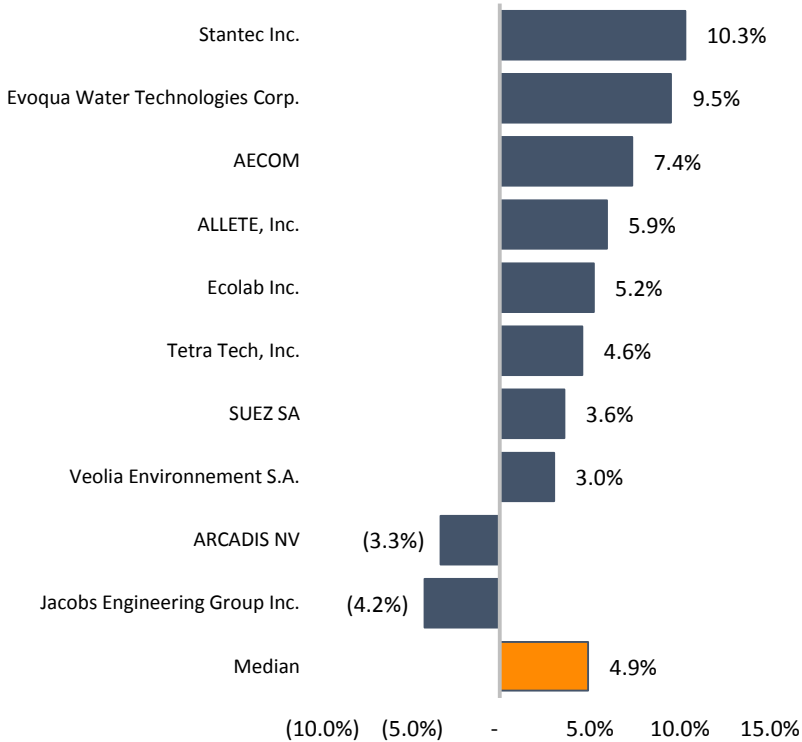
Public Revenue Multiples Over Time



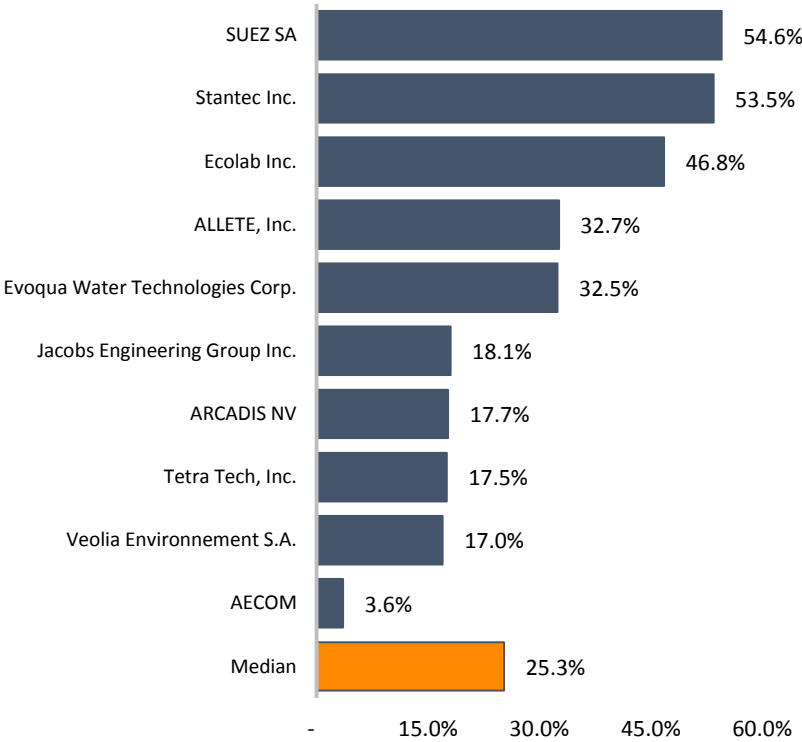
OPERATIONAL METRICS



LTM Revenue Growth %



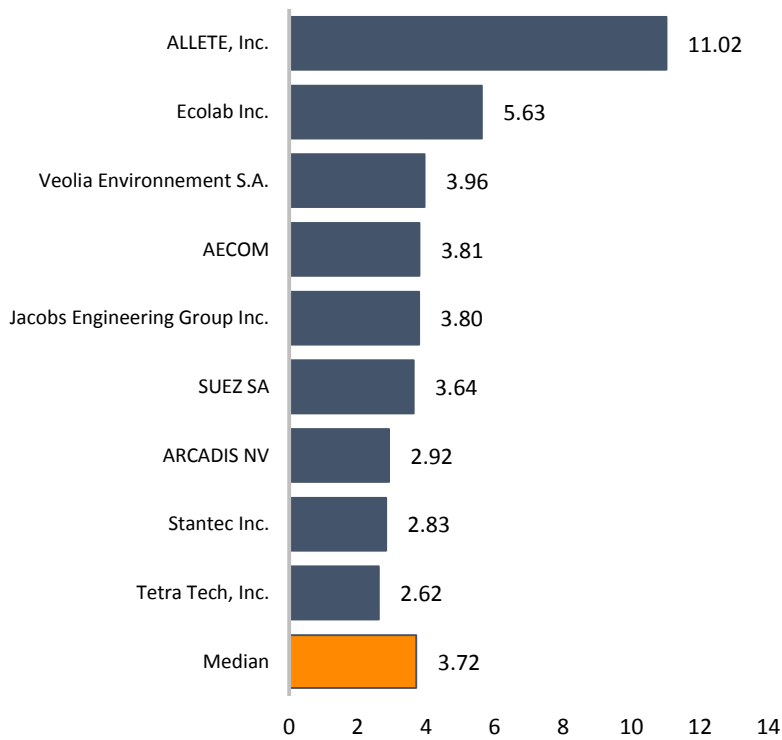
LTM Gross Profit Margin %



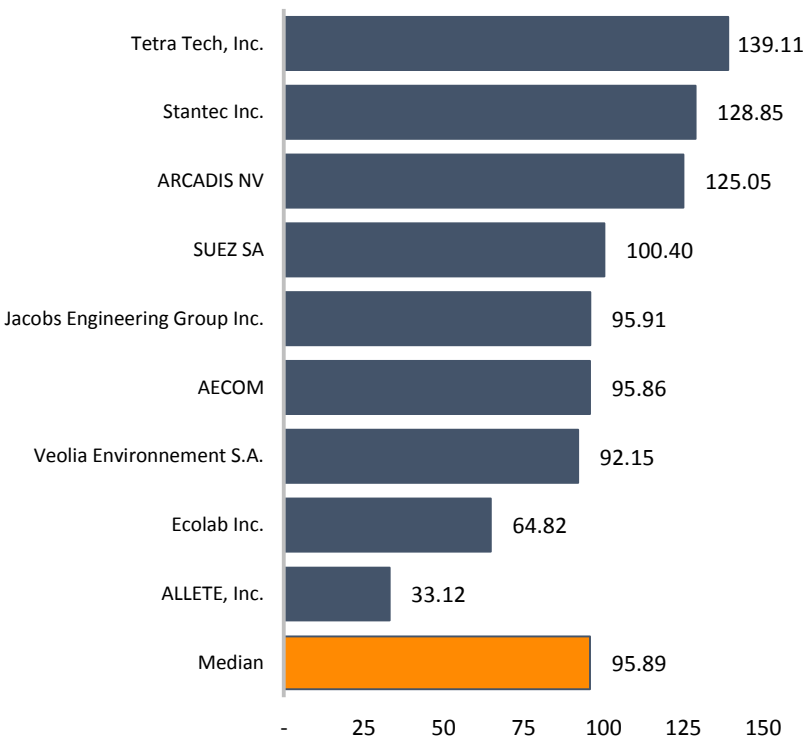
OPERATIONAL METRICS



Accounts Receivable Turnover



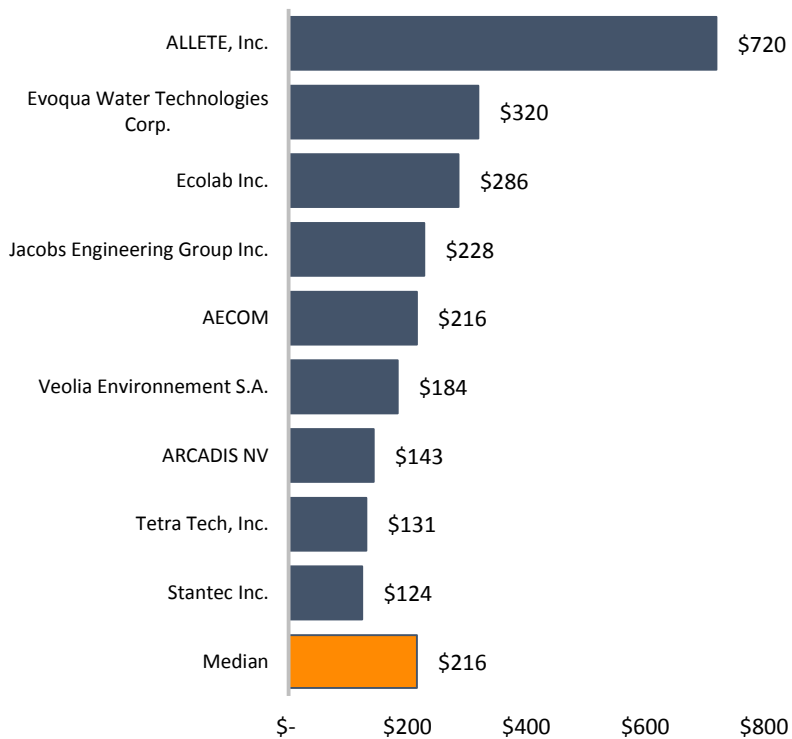
Average Days Sales Outstanding



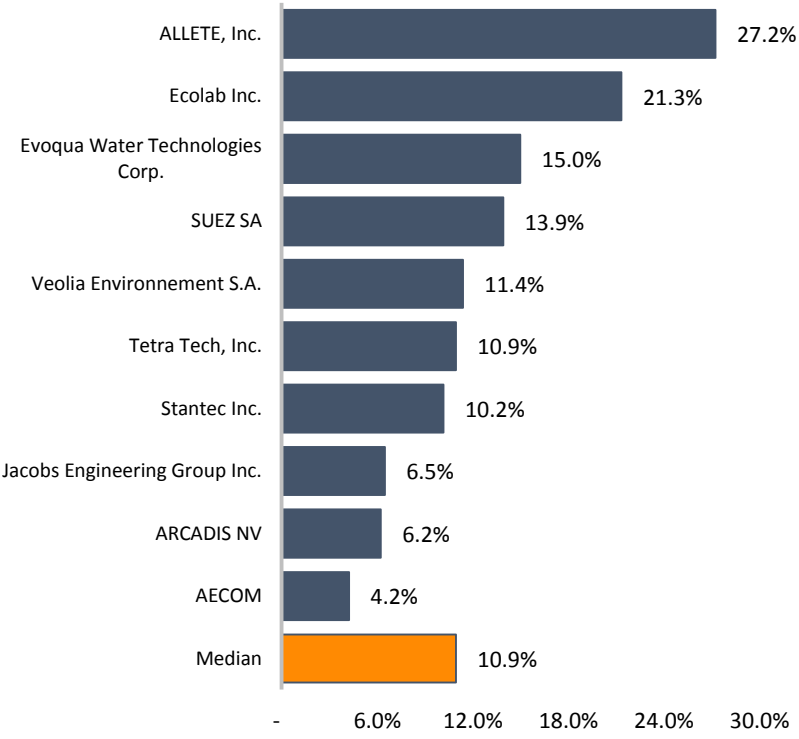
OPERATIONAL METRICS



LTM Revenue per Full Time Employee x 000's



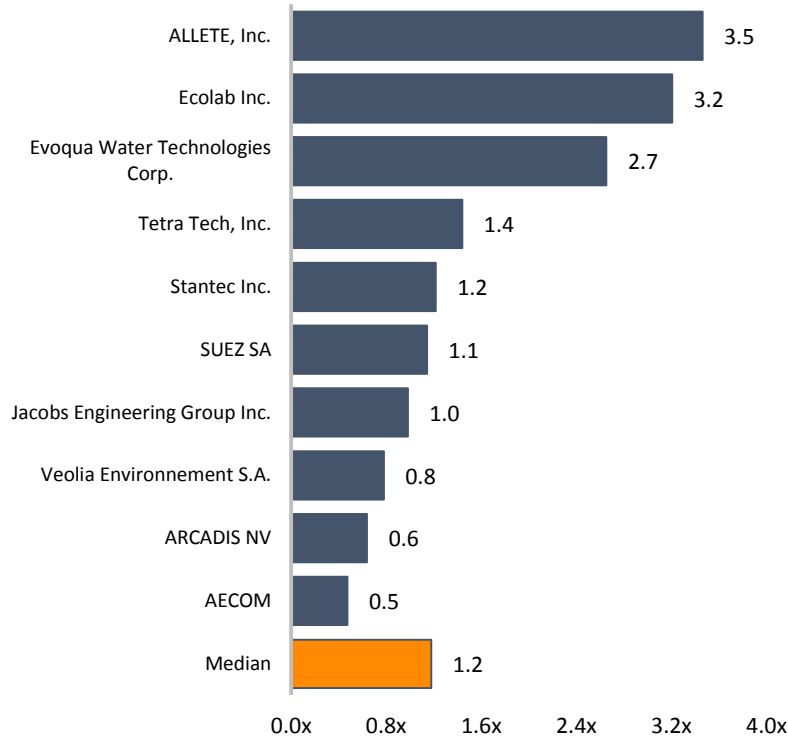
LTM EBITDA %



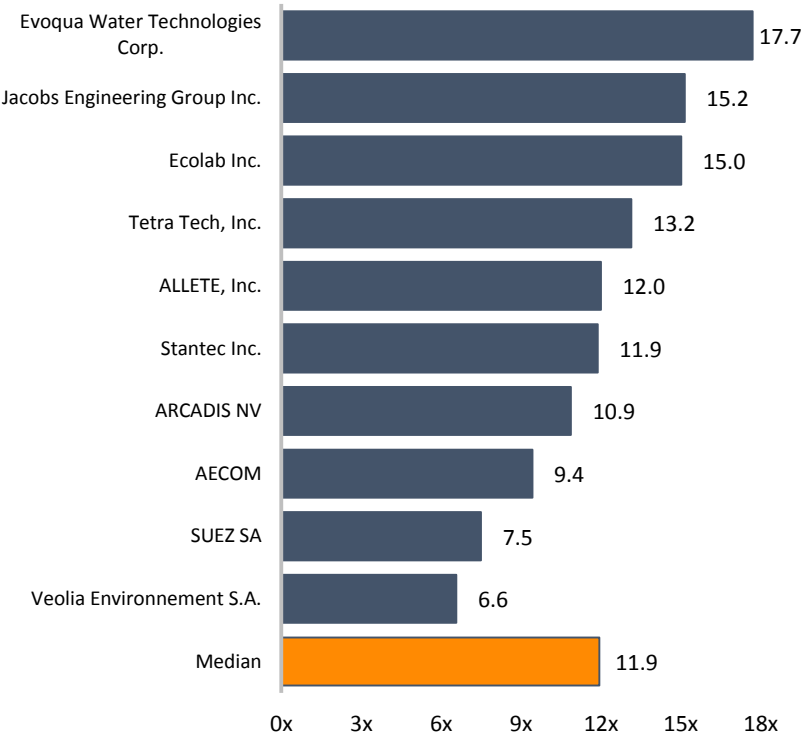
VALUATION



TEV / LTM Revenue



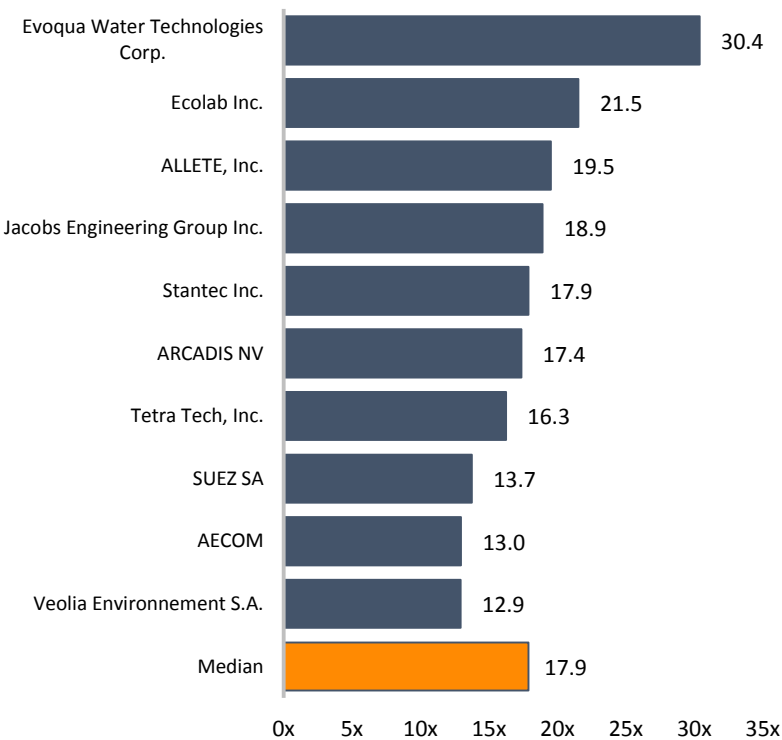
TEV / LTM EBITDA



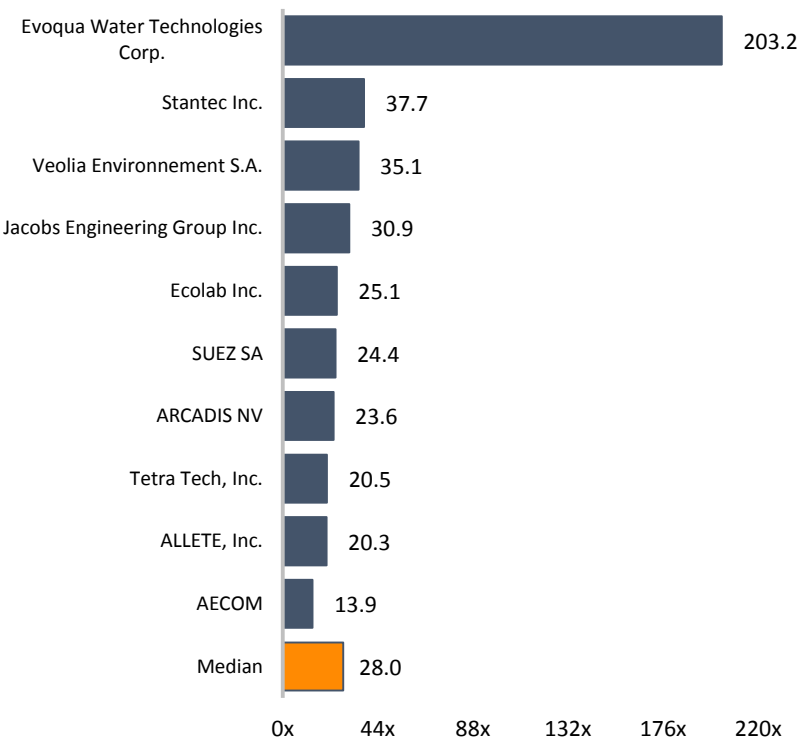
VALUATION



TEV / LTM EBIT



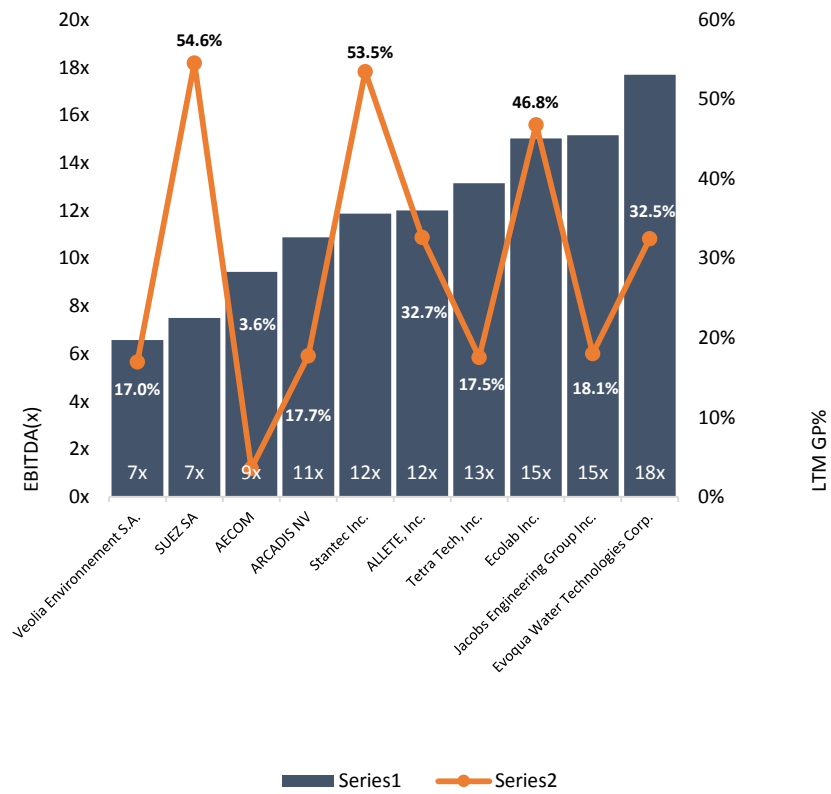
Price / LTM Earnings



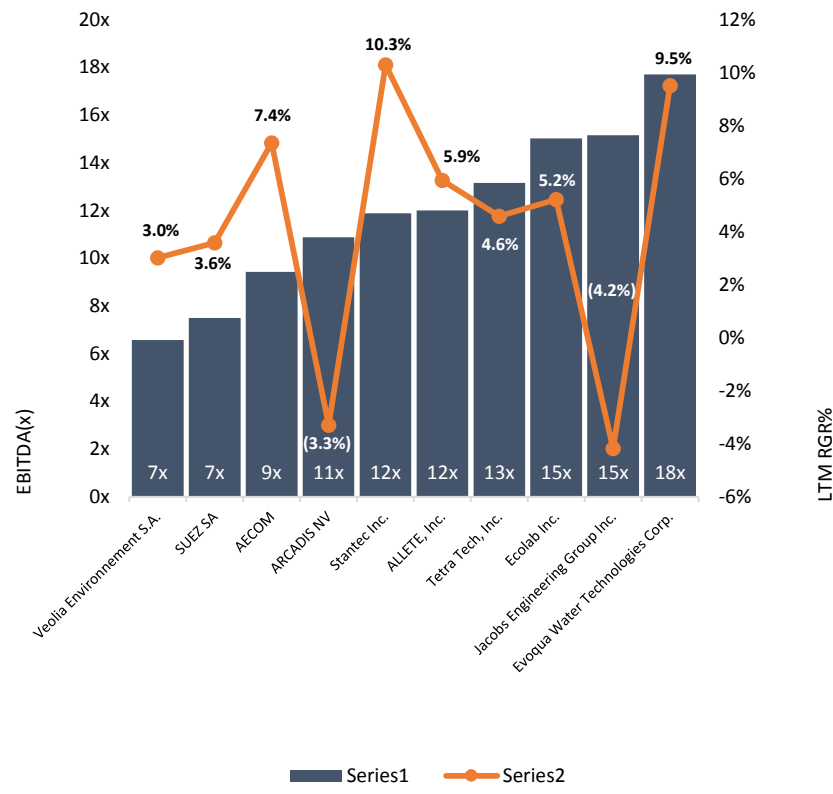
VALUATION



Historical Valuation Multiples versus Gross Profit



Historical Valuation Multiples versus Revenue Growth Rate



RECENT TRANSACTIONS

Date	Target	Buyer	Total Transaction Value	Target Revenue	TEV / Revenue	TEV / EBITDA
8Feb18	Quantex Technologies Inc.	Covanta Environmental Solutions LLC	-	-	-	-
1Feb18	Pure Water Solutions, Inc.	Evoqua Water Technologies Corp.	-	-	-	-
1Feb18	Assets of J4 Engineering Group, LLC	Brown and Caldwell, Inc.	-	-	-	-
25Jan18	PurLucid Treatment Solutions, Inc.	MGX Minerals Inc.	1.36	-	-	-
9Jan18	Loprest Water Treatment Company Inc.	Water Remediation Technology, LLC	-	-	-	-
2Jan18	Cascade Water Services, Inc.	Ecolab Inc.	-	35.00	-	-
11Dec17	Odle, Inc.	SUEZ Water Resources Inc.	-	-	-	-
30Nov17	Waterfleet, LLC	EagleTree Capital LP; EagleTree Partners IV; Stars Investment Management Company	-	-	-	-
29Nov17	Koester Canada, Inc.	Clearford Water Systems Inc.	6.07	2.33	2.6x	-
4Oct17	Waste Water Management, Inc.	Century Engineering, Inc.	-	-	-	-
15Sep17	Westin Engineering, Inc.	New Resources Consulting, LLC	-	-	-	-
1Sep17	Leggette, Brashears & Graham, Inc.	WSP Global Inc.	-	-	-	-
13Jun17	PurLucid Treatment Solutions, Inc.	MGX Minerals Inc.	1.12	-	-	-
6Jun17	Valicor Environmental Services, LLC	Wind Point Partners	-	-	-	-
2Jun17	Finore Mining Inc.	Micron Waste Technologies Inc.	-	-	-	-
9May17	Noble Water Technologies, Inc.	Evoqua Water Technologies LLC	8.28	-	-	-
8May17	Clean Streams LLC	LaMotte Water Management LLC	-	-	-	-
5May17	RWL Water LLC	Emefcy Group Limited (nka:Fluence Corporation Limited)	69.56	62.70	1.1x	NM
1May17	XCG Water Group and XCG Training and Operations Inc.	Cole Engineering Group Ltd.	-	-	-	-
3Apr17	WS Atkins plc	SNC-Lavalin Group Inc.	3,021.72	2,595.74	1.0x	11.6x
30Mar17	TRC Companies, Inc.	New Mountain Capital, LLC; New Mountain Partners IV, L.P.	687.55	529.44	1.3x	13.9x
31Mar17	Chester Engineers, Inc.	Hatch Ltd.	-	-	-	-
30Mar17	Whitley Burchett & Associates, Inc.	West Yost Associates Inc.	-	-	-	-
20Mar17	Innovyze, Inc.	EQT Partners AB; EQT Mid Market US	270.00	-	-	-
21Mar17	Sanzfield Technologies Inc.	Grupo Rotoplas S.A.B. de C.V.	2.35	-	-	-
8Mar17	GE Osmonics, Inc. (nka:SUEZ Water Technologies & Solutions)	Caisse de dépôt et placement du Québec; SUEZ SA	3,374.82	2,101.79	1.6x	10.0x
6Feb17	Royal Enterprises America, Inc.	Forterra, Inc.	-	-	-	-
31Jan17	Buckman Laboratories International, Inc., Portion of Water Treatment Business	Klenzoid Canada Inc.	-	-	-	-
11Jan17	Abednego Environmental Services, LLC	Ecolab Inc.	-	-	-	-
9Jan17	KBA EnviroScience, Ltd.	Groundwater & Environmental Services, Inc.	-	-	-	-

SECTORWATCH:

Water Treatment Services & Technology

March 2018

Appendix: Public Basket
Constituents



7 Mile Advisors appreciates the opportunity to present this confidential information to the Company. This document is meant to be delivered only in conjunction with a verbal presentation, and is not authorized for distribution. Please see the Confidentiality Notice & Disclaimer at the end of the document. All data cited in this document was believed to be accurate at the time of authorship and came from publicly available sources. Neither 7 Mile Advisors nor 7M Securities make warranties or representations as to the accuracy or completeness of third-party data contained herein. This document should be treated as confidential and for the use of the intended recipient only. Please notify 7 Mile Advisors if it was distributed in error.

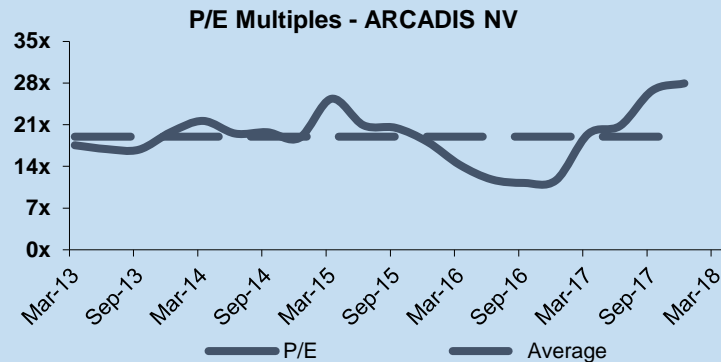
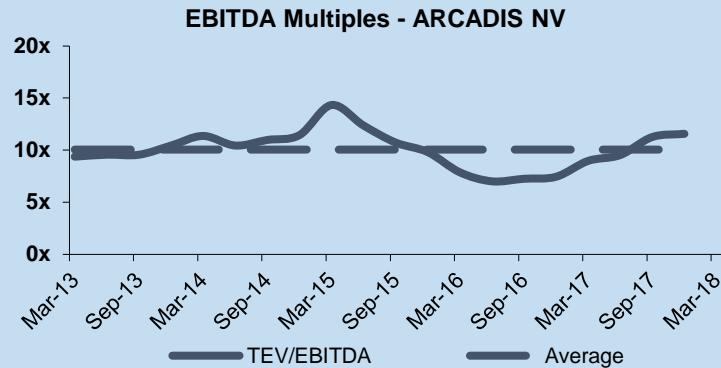
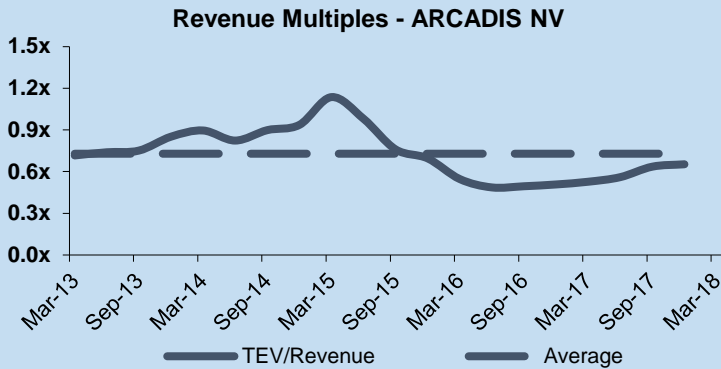


PUBLIC BASKET CONSTITUENTS

ARCADIS NV

Arcadis NV operates as a design and consultancy firm for natural and built assets worldwide. It offers design, management, and consulting solutions for light, heavy, freight, and high-speed rail, as well as bridges and tunnels; planning, design, feasibility studies, and operational enhancements to new airports or the expansion of existing airports; mine development and exploration, transportation and logistics, and distribution services; consulting, design, and program and construction management services for large and complex programs; and planning, design, project and program management for port extensions, upgrades, or new port development. The company also provides water supply, treatment, management, and conveyance solutions for water boards, municipalities, provinces and states, and central governments, as well as private and public utilities. In addition, it offers restoration consulting and strategy, site investigation, remedy design, implementation, environmental planning and construction, compliance assurance and advisory, environmental information-driven performance, merger and acquisition assurance, and sustainability and climate change solutions for oil and gas, chemical, pharmaceutical, automotive, aerospace, mining, power and utilities, conglomerates, and transportation industries. Further, the company provides planning and sustainable urban development, performance driven design, contract, program management, business advisory, and architecture and design services for owners, managers, operators, and developers from a range of sectors. The company was formerly known as Heidemij NV and changed its name to Arcadis N.V. in October 1997. Arcadis NV was founded in 1888 and is headquartered in Amsterdam, the Netherlands.

Date	Key Development Headline
1/9/18	ARCADIS NV (ENXTAM:ARCAD) acquired Skipworth Engelhardt Asset Management Strategists Limited.



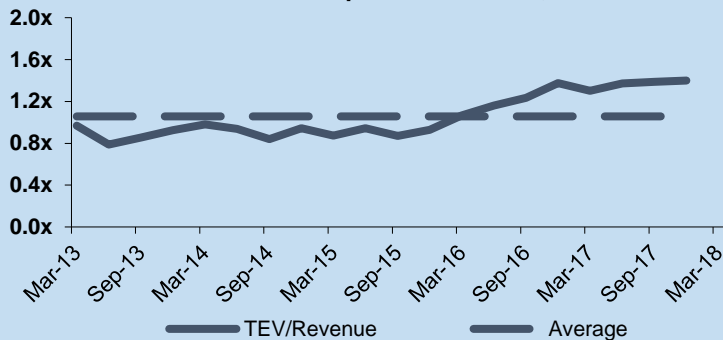
PUBLIC BASKET CONSTITUENTS

Tetra Tech, Inc.

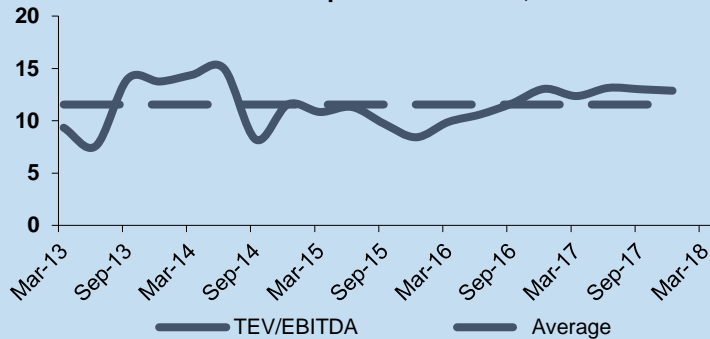
Tetra Tech, Inc. provides consulting and engineering services worldwide. It operates through two segments, Water, Environment and Infrastructure (WEI); and Resource Management and Energy (RME). The WEI segment offers early data collection and monitoring, data analysis and information technology, science and engineering applied research, engineering design, construction management, and operations and maintenance services; and climate change and energy management consulting, as well as greenhouse gas inventory assessment, certification, reduction, and management services. It serves governments, and commercial and industrial clients in water resources analysis and water management, environmental restoration, government consulting, and civil infrastructure master planning and engineering design markets. The RME segment provides early data collection and monitoring, data analysis and information technology, feasibility studies and assessments, science and engineering applied research, engineering design, construction management, and operations and maintenance services. This segment serves industrial and commercial clients, U.S. federal agencies in large scale remediation, and international development agencies in natural resources, energy, remediation, waste management, utilities, and international development markets. Tetra Tech, Inc. was founded in 1966 and is headquartered in Pasadena, California.

Date	Key Development Headline
2/1/18	Tetra Tech Mulls Acquisitions
1/24/18	Tetra Tech, Inc. (NasdaqGS:TTEK) acquired Bridgenet International Inc.
1/16/18	Tetra Tech, Inc. (NasdaqGS:TTEK) signed a definitive agreement to acquire NDY Management Pty Limited.

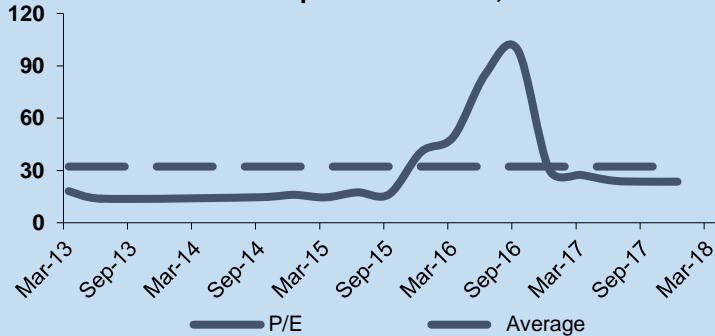
Revenue Multiples - Tetra Tech, Inc.



EBITDA Multiples - Tetra Tech, Inc.



P/E Multiples - Tetra Tech, Inc.



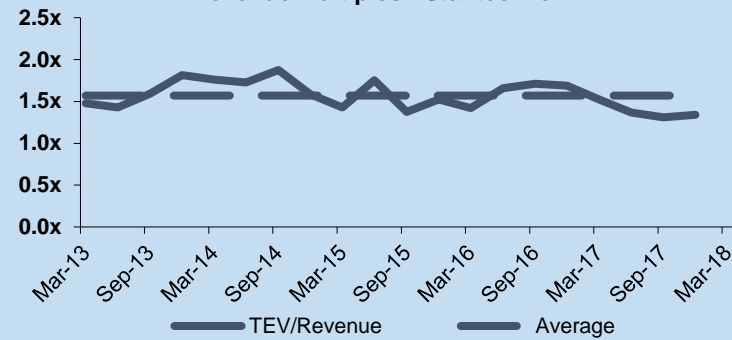
PUBLIC BASKET CONSTITUENTS

Stantec Inc.

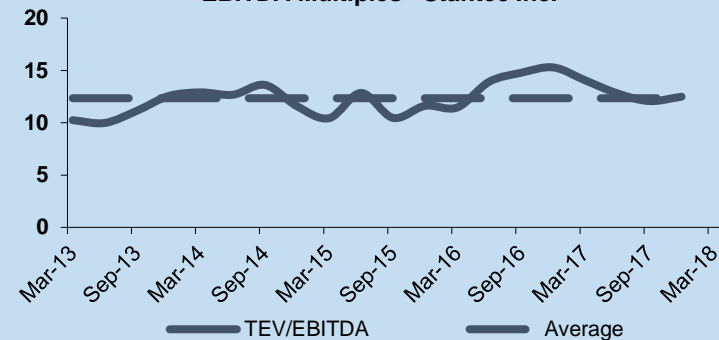
Stantec Inc. provides professional consulting services in the area of infrastructure and facilities for clients in the public and private sectors in Canada, the United States, and internationally. It operates through four segments: Consulting Services – Canada, Consulting Services – United States, Consulting Services – Global, and Construction Services. The company provides consulting services in engineering, architecture, interior design, landscape architecture, surveying, environmental services, project management, and project economics; and construction management services. It undertakes commercial, healthcare, education, industrial, airports and aviation, civic, science and technology, waterpower and dam, power, oil and gas, mining, water, building, power transportation, community development, and transportation projects. The company was formerly known as Stanley Technology Group Inc. and changed its name to Stantec Inc. in October 1998. Stantec Inc. was founded in 1954 and is headquartered in Edmonton, Canada.

Date	Key Development Headline
2/22/18	Stantec Seeks Acquisitions
1/30/18	Stantec Inc. (TSX:STN) entered into letter of intent to acquire Occam Engineers Inc.

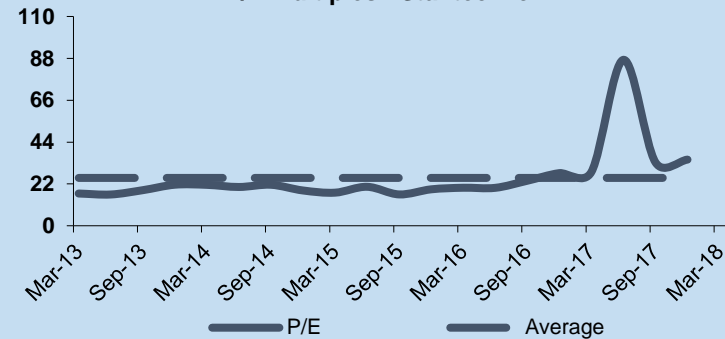
Revenue Multiples - Stantec Inc.



EBITDA Multiples - Stantec Inc.



P/E Multiples - Stantec Inc.



PUBLIC BASKET CONSTITUENTS

Evoqua Water Technologies Corp.

Evoqua Water Technologies Corp. provides a range of water and wastewater treatment systems and technologies, and mobile and emergency water supply solutions and services. It operates through three segments: Industrial, Municipal, and Products. The Industrial segment provides capital systems and related recurring aftermarket services, parts, and consumables for treating industrial process water, utility water, and wastewater. It serves various customers, including hydrocarbon refineries, chemical processing, power, food and beverage, life sciences, health services, and microelectronics. The Municipal segment offers engineered solutions and equipment, such as ultrafiltration systems, advanced biological treatment, clarifiers, and aerators for the treatment of wastewater, purification of drinking water, and odor and corrosion control for municipalities; and odor control services. Its customers include waste water and drinking water collection and distribution systems, and utility operators. The Products segment provides filtration and disinfection, electrodeionization and electrochlorination, and separation technologies, as well as anodes. It serves original equipment manufacturers, regional and global distributors, and end users in hotels, resorts, colleges, universities, waterparks, aquariums, and zoos, as well as the municipal, industrial, and commercial industries. Evoqua Water Technologies Corp. operates in the United States, Canada, the United Kingdom, the Netherlands, Italy, Germany, Australia, China, and Singapore. The company was incorporated in 2013 and is headquartered in Pittsburgh, Pennsylvania.

Date	Key Development Headline
1/31/18	Evoqua Water Technologies Corp. (NYSE:AQUA) signed a definitive agreement to acquire Pure Water Solutions.
12/20/17	Evoqua Water Technologies Mulls Acquisitions

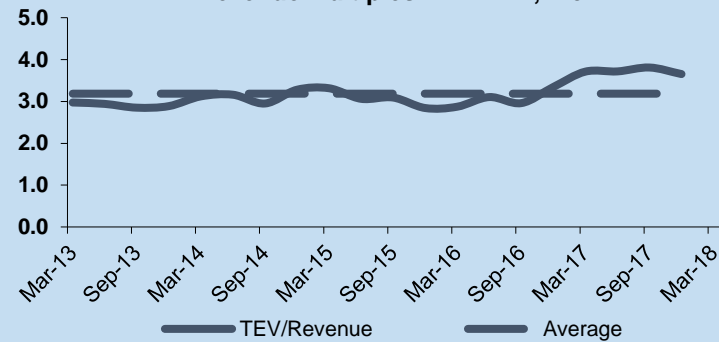
PUBLIC BASKET CONSTITUENTS

ALLETE, Inc.

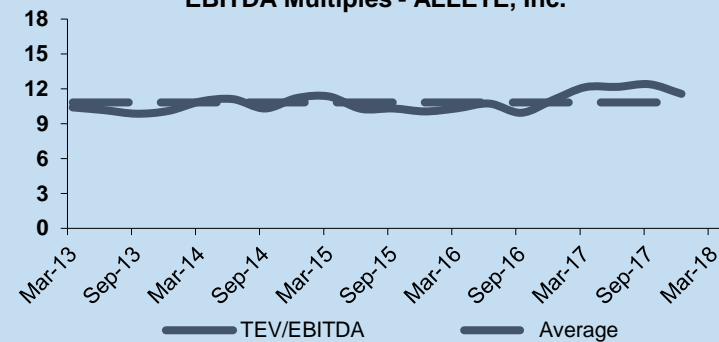
ALLETE, Inc. operates as an energy company. The company operates through three segments: Regulated Operations, ALLETE Clean Energy, and U.S. Water Services. It generates electricity from coal-fired, natural gas-fired, biomass co-fired, hydroelectric, wind, solar, and other sources. The company provides regulated electric, natural gas, and water services in northwestern Wisconsin to approximately 15,000 electric customers, 13,000 natural gas customers, and 10,000 water customers, as well as regulated utility electric service in northeastern Minnesota to approximately 145,000 retail customers and 16 non-affiliated municipal customers. It also owns and maintains electric transmission assets in Wisconsin, Michigan, Minnesota, and Illinois. In addition, the company focuses on developing, acquiring, and operating clean and renewable energy projects; and owns and operates approximately 535 MW of nameplate capacity wind energy generation that are under power sales agreements. Further, it offers integrated water management for industry by combining chemical, equipment, engineering, and service for customized solutions to reduce water and energy usage. Additionally, the company is involved in the coal mining operations in North Dakota; and real estate investment activities in Florida. The company owns and operates 165 substations with a total capacity of 8,396 megavolt amperes. It serves taconite mining, iron concentrate, paper, pulp and wood products, and pipeline industries. The company was founded in 1906 and is headquartered in Duluth, Minnesota.

Date	Key Development Headline
9/8/17	ALLETE Seeks Acquisitions

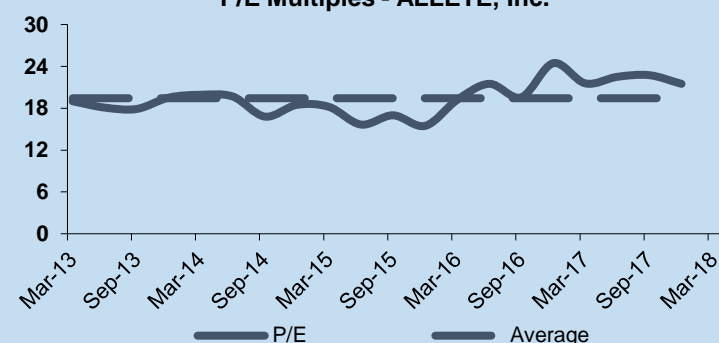
Revenue Multiples - ALLETE, Inc.



EBITDA Multiples - ALLETE, Inc.



P/E Multiples - ALLETE, Inc.

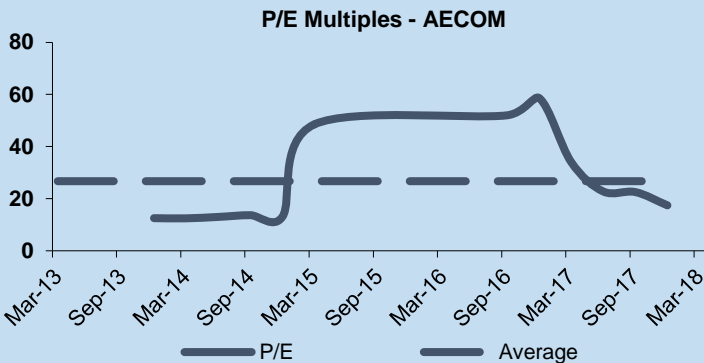
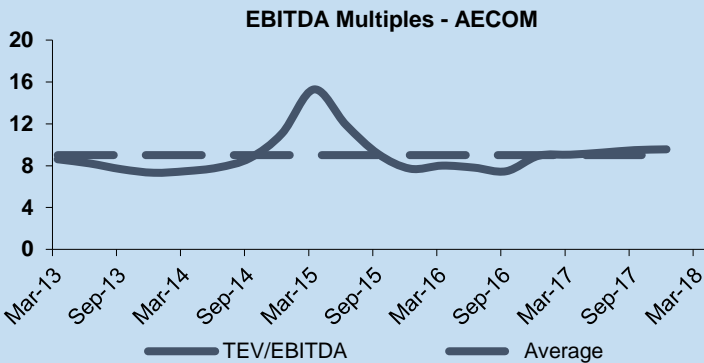
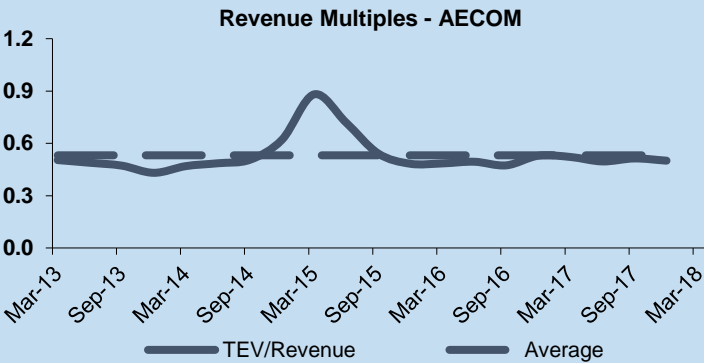


PUBLIC BASKET CONSTITUENTS

AECOM

AECOM, together with its subsidiaries, engages in designing, building, financing, and operating infrastructure assets worldwide. The company operates through four segments: Design and Consulting Services (DCS), Construction Services (CS), Management Services (MS), and AECOM Capital (ACAP). The DCS segment provides planning, consulting, architectural and engineering design, program management, and construction management services for industrial, commercial, institutional, and government clients, such as transportation, facilities, environmental, and energy/power markets. The CS segment offers building construction and energy, as well as infrastructure and industrial construction services. The MS segment provides program and facilities management and maintenance, training, logistics, consulting, technical assistance, and systems integration and information technology services primarily for agencies of the U.S. government and other national governments. The ACAP segment invests in and develops real estate, public-private partnership (P3), and infrastructure projects. The company was formerly known as AECOM Technology Corporation and changed its name to AECOM in January 2015. AECOM was founded in 1980 and is headquartered in Los Angeles, California.

Date	Key Development Headline
9/21/17	AECOM To Seek Niche, Strategic Acquisitions
8/7/17	AECOM and China Communications Construction Company Limited Highway Consultants Co., Ltd. to Establish Joint Venture Company
7/27/17	AECOM (NYSE:ACM) completed the acquisition of Shimmick Construction Company, Inc.
7/5/17	AECOM (NYSE:ACM) entered into definitive agreement to acquire Shimmick Construction Company, Inc. for \$175 million.

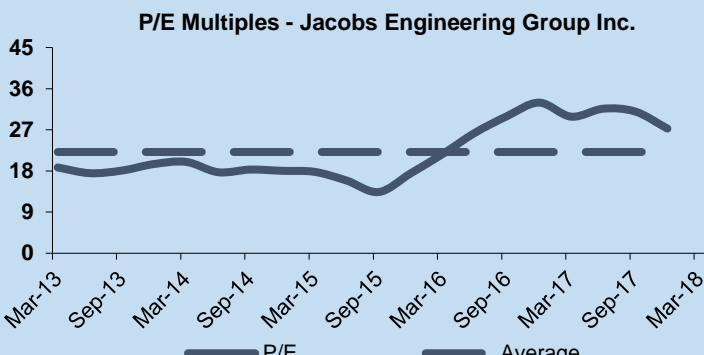
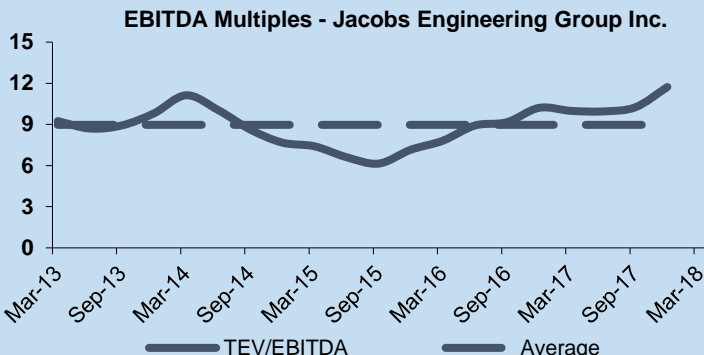
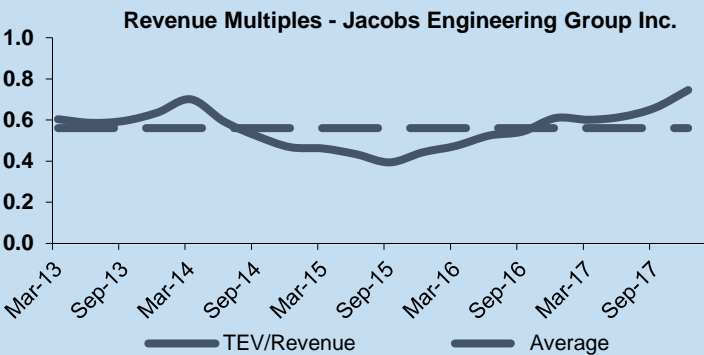


PUBLIC BASKET CONSTITUENTS

Jacobs Engineering Group Inc.

Jacobs Engineering Group Inc. provides technical, professional, and construction services. It offers project services that include engineering, architectural, interiors, design, planning, and related services, as well as planning, scheduling, procurement, estimating, cost engineering, project accounting and delivery, safety, and other support services. The company also provides process, scientific, and systems consulting services, including performing pricing studies, market analyses, and financial projections in determining the feasibility of a project; performing gasoline reformulation modeling; analyzing and evaluating layout and mechanical designs for complex processing plants; analyzing automation and control systems; analyzing, designing, and executing bio containment strategies; developing and performing process protocols; and performing geological and metallurgical studies. The company was founded in 1947 and is headquartered in Dallas, Texas.

Date	Key Development Headline
12/14/17	Jacobs Engineering Group Inc. (NYSE:JEC) completed the acquisition of CH2M HILL Companies, Ltd. from Apollo Management VIII, L.P., managed by Apollo Global Management, LLC (NYSE:APO) and others.
9/28/17	Neste Oyj (HLSE:NESTE) acquired the remaining 40% stake in Neste Jacobs Oy from Jacobs Engineering Group Inc. (NYSE:JEC).
8/30/17	Jacobs Engineering Group Inc. (NYSE:JEC) acquired Blue Canopy Group, LLC.
8/2/17	CH2M HILL Companies, Ltd., Jacobs Engineering Group Inc. - M&A Call
8/2/17	CH2M HILL Companies, Ltd., Jacobs Engineering Group Inc. - M&A Call

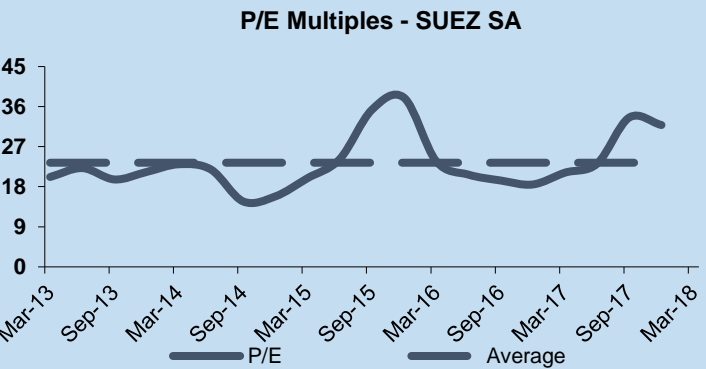
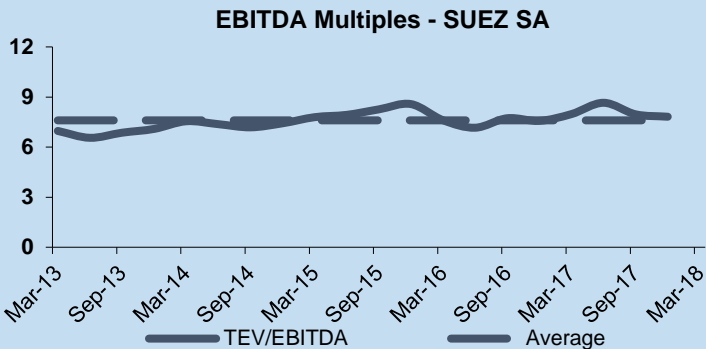
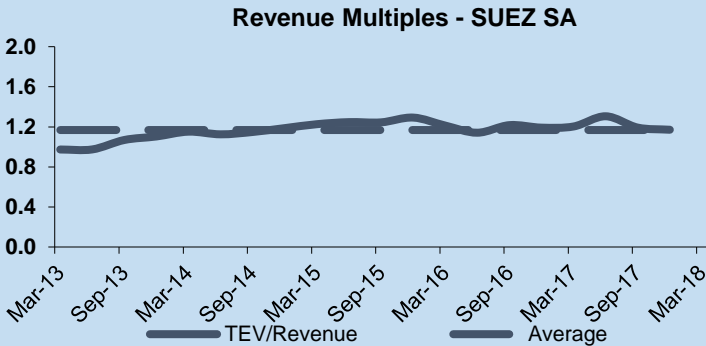


PUBLIC BASKET CONSTITUENTS

SUEZ SA

SUEZ SA, together with its subsidiaries, provides water management, recycling and waste recovery, water treatment, and consulting services. The company also engages in the water management business that covers collection and distribution of water, production of drinking water, wastewater treatment and reuse, management of the water cycle in industry, public-private water partnerships, and water regulations; and recycling and waste recovery business, such as collection and logistics, sorting and dismantling, recovery and treatment, sanitation, maintenance and cleaning, decontamination of sites and soils, delegated waste management, and waste regulations. In addition, it engages in the urban development business that covers water and wastewater infrastructure, environment and waste, urban development and transport, and energy; and engineering and construction contracts and other services. SUEZ SA was founded in 1858 and is headquartered in Paris, France.

Date	Key Development Headline
11/26/17	LyondellBasell Industries N.V. (NYSE:LYB) and SUEZ SA (ENXTPA:SEV) entered into a definitive agreement to acquire QCP Holding BV.
9/29/17	Caisse de dépôt et placement du Québec and SUEZ SA (ENXTPA:SEV) completed the acquisition of GE Osmonics, Inc. (GE Water) from General Electric Company (NYSE:GE).
3/7/17	Caisse de dépôt et placement du Québec and SUEZ SA (ENXTPA:SEV) entered into a binding agreement to acquire GE Osmonics, Inc. (GE Water) from General Electric Company (NYSE:GE) for an enterprise value of €3.2 billion.

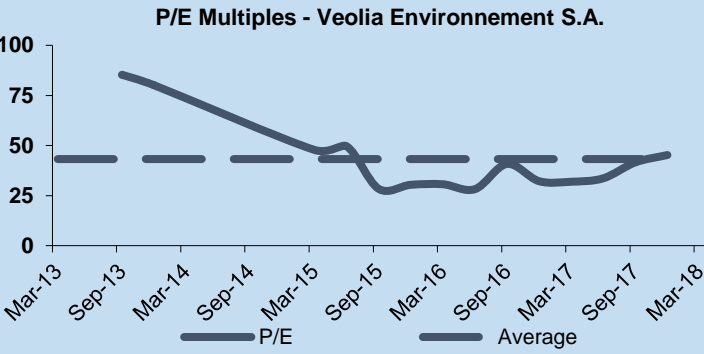
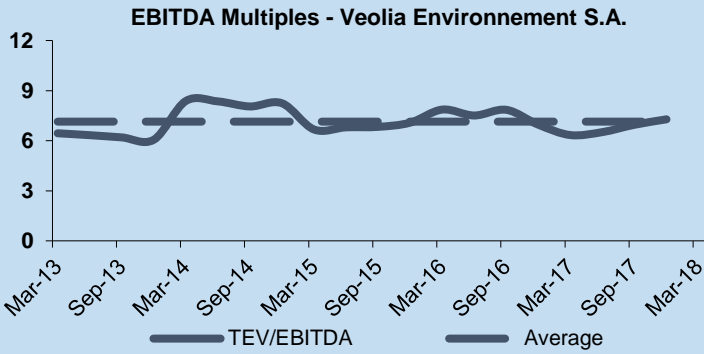
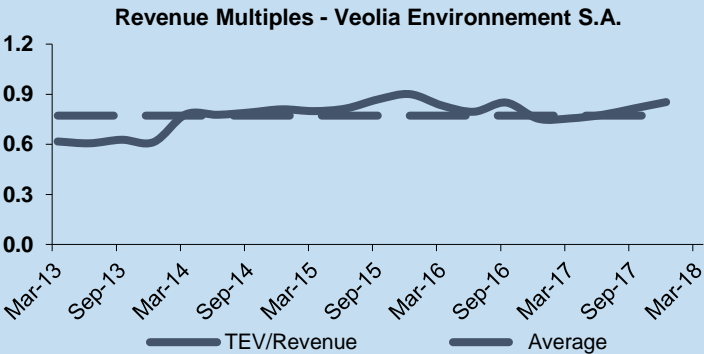


PUBLIC BASKET CONSTITUENTS

Veolia Environnement S.A.

Veolia Environnement S.A. provides a range of environmental services worldwide. It operates through Water, Waste, and Energy businesses. The Water business integrates drinking water and wastewater activities, such as water distribution and collection, water and wastewater treatment and supply, industrial process water, wastewater sludge management, and recycling and reuse solutions, as well as construction of water treatment plant. It also manufactures water treatment equipment and technologies. The Waste business collects, sorts, processes, disposes, and recycles household, commercial, and industrial wastes. Veolia Environnement S.A. was founded in 1853 and is headquartered in Paris, France.

Date	Key Development Headline
2/22/18	Veolia Environnement Seeks Acquisitions
11/28/17	Indorama Netherlands B.V. completed the acquisition of Artelia Ambiente, S.A. from Veolia Environnement S.A. (ENXTPA:VIE).
11/8/17	Indorama Netherlands B.V. agreed to acquire Artelia Ambiente, S.A. from Veolia Environnement S.A. (ENXTPA:VIE).
10/30/17	Veolia Environnement S.A. (ENXTPA:VIE) completed the acquisition of Van Scherpenzeel Groep B.V.
10/17/17	Veolia Environnement S.A. (ENXTPA:VIE) agreed to acquire Van Scherpenzeel Groep B.V.
5/29/17	ACEA S.p.A. (BIT:ACE) cancelled the acquisition of Idrolatina S.r.l. from Veolia Environnement S.A. (ENXTPA:VIE).

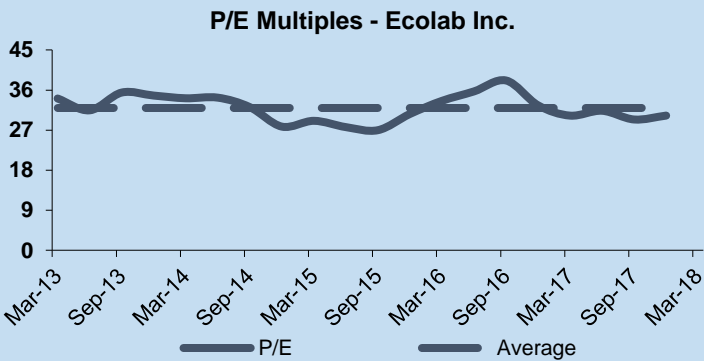
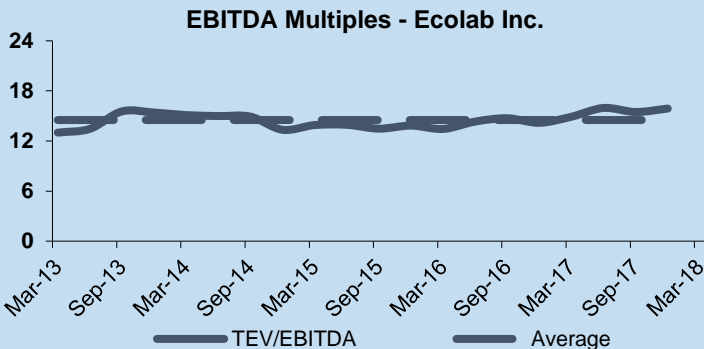
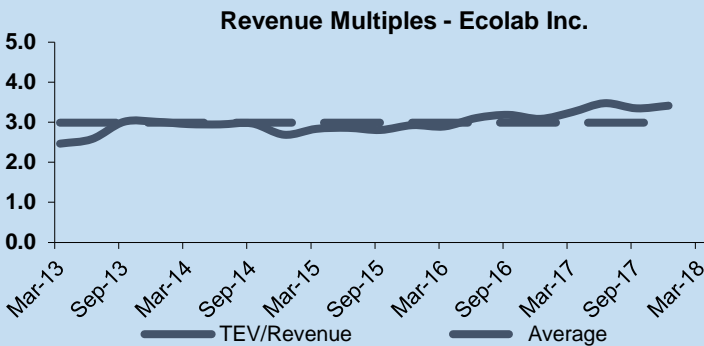


PUBLIC BASKET CONSTITUENTS

Ecolab Inc.

Ecolab Inc. provides water, hygiene, and energy technologies and services for customers worldwide. The company operates through Global Industrial, Global Institutional, and Global Energy segments. The Global Industrial segment provides water treatment and process applications, and cleaning and sanitizing solutions primarily to large industrial customers within the manufacturing, food and beverage processing, chemical, mining and primary metals, power generation, pulp and paper, and commercial laundry industries. The Global Institutional segment offers specialized cleaning and sanitizing products to the foodservice, hospitality, lodging, healthcare, government and education, and retail industries. The Global Energy segment provides the process chemicals and water treatment needs of the petroleum and petrochemical industries in upstream and downstream applications. The company also offers pest elimination services to detect, eliminate, and prevent pests, such as rodents and insects, in restaurants, food and beverage processors, educational and healthcare facilities, hotels, quick service restaurant and grocery operations, and other institutional and commercial customers; and equipment repair, maintenance, and preventive maintenance services for the commercial food service industry. Ecolab Inc. sells its products through field sales personnel, corporate account personnel, distributors, and dealers. Ecolab Inc. was founded in 1923 and is headquartered in St. Paul, Minnesota.

Date	Key Development Headline
2/5/18	Dragon Products, LTD acquired Fab-Tech Business unit from Ecolab Inc. (NYSE:ECL).
1/1/18	Ecolab Inc. (NYSE:ECL) acquired Cascade Water Services, Inc.
12/4/17	Ecolab Inc. (NYSE:ECL) acquired R.P. Adam Limited.



CONTACT INFORMATION

7MA provides Investment Banking & Advisory Services to the Business Services and Technology Industries globally. We advise on M&A and private capital transactions, and provide market assessments and benchmarking. As a close-knit team with a long history together and a laser focus on our target markets, we help our clients sell their companies, raise capital, grow through acquisitions, and evaluate new markets. Securities offered through 7M Securities LLC.

Leroy Davis, Partner	704.899.5962	leroy@7mileadvisors.com
Tripp Davis, Partner	704.899.5762	tripp@7mileadvisors.com
Andy Johnston, Partner	704.899.5961	andy@7mileadvisors.com
Tom Dinnegan, Managing Director	310. 426.2410	tom@7mileadvisors.com
Ben Lunka, Managing Director	704.496.2995	ben@7mileadvisors.com
Jeff Stoecklein, Managing Director	312-373-3737	jeff@7mileadvisors.com
Kristina Sergueeva, Director	704.899.5149	kristina@7mileadvisors.com
Neil Churman, Director	704.899.5960 x 121	neil@7mileadvisors.com
John Cooper, Director	704.973.3996	john@7mileadvisors.com
Tim Frye, Director	704.973.3994	tim@7mileadvisors.com
Casey Augustine, Business Development - Manager	704.973.3999	casey@7mileadvisors.com
Nicholas Prendergast, Financial Analyst	704.899.5960	nicholas@7mileadvisors.com
Ariail Siggins, Marketing Director	704.899.5960 x 123	ariail@7mileadvisors.com
Rory Julyan, Associate	704.899.5960	rory@7mileadvisors.com
Chevonese Dacres, Analyst	360.499.1502	chevonese@7mileadvisors.com

Charlotte | Los Angeles | Tampa | Houston | Chicago

